



A Fun and Friendly Phonics Safari



Get ready to embark on the most awesome journey imaginable! Reading is truly the journey of a lifetime. It is the key to educational success and the door to countless opportunities. **Expeditions to Excellence** was created with an exceptional goal in mind: to be the best, most comprehensive, effective and fun reading program ever developed. It was designed using methods and materials integral to the success of each and every child. **Expeditions to Excellence** recognizes the different learning needs, styles and abilities of every individual learner. It seeks to uncover the special gifts inside every girl and boy.

Here's what will make your phonics safari complete:

75 Reading Expeditions

The Reading Place - Word Lists, Poems and More!

The Singing Place - Sheet Music and Reproducible Masters for 26 Songs

Vocal/Instrumental Music for 26 Educational and Developmental Songs

5 Audio Guide Lessons

31 Teaching Videos that Visually Communicate the Music and Audio Guides

Piano Accompaniment for all 26 Songs

37 Fun and Easy Board Games

185 Funsheets to Reinforce Lesson Concepts

26 Beautifully-Illustrated Books

30 Sets of Color Flash Cards

A Motivational Wall Poster to Track Success

18 Extra Game Gear Cards

***A Book Journal to Help Remember the Fun of Reading Forever
and Dozens of Additional Reading Games, Crafts and Activities***

The 75 Reading Expedition Folders - Just like "Base Camp"!

Expeditions to Excellence uses an easy-to-follow, step-by-step, multi-sensory method to teach phonics and reading. Each reading expedition folder is the equivalent of "base camp" for reading lessons. All of the directions, concepts and lessons are outlined in the Reading Expeditions. The components of the system that are needed to complete the reading lessons are specified and included in each Reading Expedition. The lessons are designed to be taught in sequential order. Each expedition has one of fifteen different safari animals pictured on its front page. As your reader advances, he or she will progress from one animal to the next, and will record that progress on The Safari Success Trail. An interesting fact about the animal pictured is featured in every expedition for added fun and enjoyment. The different animals featured throughout are:



Hippo



Tortoise



Antelope




Rhino



Zebra



Elephant



Monkey



Giraffe



Tiger



Leopard



Flamingo



Snake



Ostrich



Lion Cub



Lion



Lioness

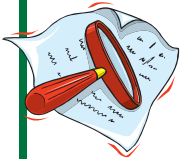
Each Reading Expedition Contains:

1. An Introduction to the Reading Expedition...



This section introduces the concept being taught and offers special teaching tips and motivational techniques. It incorporates phonics rules, general points of interest, and discusses the fun songs, books and games that coordinate with the lesson. The binoculars and safari hat remind you - as the Tour Guide - of everything you need to know, in order to teach the fundamentals of The Reading Expedition.

2. What to Say to Get Started...



Sometimes, we all need a little help and encouragement to get going. Teaching a child to read doesn't need to be overwhelming or intimidating. This portion of the Reading Expedition is intended to inspire discussion between the Tour Guide (teacher) and the Reader (student). Undoubtedly, each Tour Guide and Reader will develop his or her own natural dialogue while on the expedition. The sample dialogue is written to facilitate the teaching process, provide ideas and support the instructional paragraphs that precede it.

3. The Backpack - A Checklist of Everything Needed for the Expedition



Grab your imaginary backpack and help to prepare for the Reading Expedition by reviewing the materials you need before you embark. It's all outlined in this section and provided in the lesson for you.

4. The Goal of the Expedition



Keeping your eye on the goal will help in reaching the finish line. As each of the small goals along the way is fully mastered, your safari mate will be learning to decode words and will be on his or her way to reading proficiency. Look for the check mark in each folder. It will keep your phonics safari on a successful path.

5. The Jungle Journal - A Step-by-Step, Sequential Outline of the Expedition



This handy, organizational tool is your central operations station for the expedition. Everything you need to teach has been sequentially itemized in one, easy-to-follow list. Always teach the activities in the order in which they are listed. Check off each activity in the left hand column under the heading "Accomplished with Excellence!". When all of the activities have been mastered and are fully understood, it is time to progress to the next Reading Expedition folder.

6. The Funsheets - Activities to Reinforce the Reading Concepts

Many reading programs combine the reading process with writing exercises. In actuality, the ability to read and the fine-motor skills necessary to write are two very separate skills. The Expeditions to Excellence system recognizes that many children become frustrated by educational approaches that combine reading and writing. The Funsheets in each Reading Expedition folder include activities designed to reinforce reading concepts without requiring the ability to form letters or write words. Your reader can simply circle, underline or color the answer. If preferred, almost all Funsheets can be completed by pointing to the answer using an index finger.



7. Games Galore!


Your reader won't even realize that he or she is learning, when playing over three dozen board games included in Expeditions to Excellence. Once the phonics and reading concepts in a Reading Expedition have been mastered, these fun and easy-to-play board games are waiting to be enjoyed!



**Learning to read
can be fun and
entertaining!**

Step-by-Step Word Lists - The Reading Place


The Reading Place will be the source of all of almost all of the words you will teach your reader. Think of it as a ticket to a magical and wonderful place (under the baobab tree, pictured on its cover) where the two of you go to read together. You may want to ask your reader where he or she imagines the two of you sitting to read. Are you underneath the large canopy of the tree? Are you sitting on a branch, way up high? Or are you, perhaps, stretched out on a picnic cloth feeling the gentle savannah breeze and listening to the elephants trumpet in the distance? **The Reading Place** is a place to take your imagination, concentration, affirmation, inspiration, conversation, information and education. It is not a place of unrealistic expectation, irritation, consternation, or limitation! In short, **The Reading Place** is a very happy place, and it is where your reader will establish the patterns, skills and reading foundations that will last his or her lifetime. You can help to make the reading process a fun, magical and memorable adventure. As you introduce **The Reading Place**, read the poem on page 1 of **The Reading Place** aloud. Talk about **The Reading Place** and what a special and wonderful place it truly is.



The Reading Expedition folders will direct you to the appropriate page in **The Reading Place**. Each new section in **The Reading Place** features "Safari Sam", and includes a poem for the Tour Guide to read aloud, followed by a lesson for the reader. The words in **The Reading Place** are introduced in small lists. Each list of words should be mastered before the next list is attempted. The design of this program has, as its objective, the opportunity for every child to experience success and confidence every step of the way. Whether a child completes one list, five lists, or ten lists in a session, his or her level of success should be celebrated and memorialized by coloring the star at the bottom of each mastered list of words.

The last list of words in each section contains sight words for the reader to learn. We use the term sight words to indicate words that may not follow the rules learned in a phonics-based reading approach. In this list, we also include a few special words that may need to be learned in order to read the corresponding Power Reader book included in the lesson. Sight words are those words a child learns to recognize by sight. He or she just needs to know them. There are typically a very limited number of sight words included in each section.

At the conclusion of the Reading Expeditions, **The Reading Place** features Navigation Tips. These helpful tips offer a wide variety of information, such as lists of award-winning books, rules for the advanced reader and a special reading journal to record your safari mate's accomplishments and reading memories forever.



Fun, Instructional Music and Audio Guide Lessons - The Singing Place




Music is a fun and effective tool in the learning process. Twenty-six creative and spirited tunes, expertly arranged and produced, accompany the lessons and concepts in the **Expeditions to Excellence** system. Most of the songs teach fundamental rules of reading and phonics. Some introduce other important topics, such as the months of the year, the days of the week, weather, colors, shapes and more.

When we learn words to music, we tend to commit those words to memory for a long, long time. Just think about how often the words to a favorite old song are easy to remember, even if we haven't heard that song for a decade or two. We're confident that our catchy jingles and tunes will appeal to both younger and older listeners.



You'll be singing the rules and tapping out the rhythms, even when you're not out on your phonics safari.

26 Songs Presented in Three Formats



There is music from two CDs in this program. The music from the vocal/instrumental CD will be the music used most frequently throughout the *Expeditions to Excellence* system. On it, are all twenty-six songs. In addition, five important lessons are included and are taught by the Audio Guide. These lessons introduce the letters of the alphabet, teach the difference between vowels and consonants, demonstrate the sounds of the letters and teach strategies to blend letters correctly. As each song is referenced, a link is included to the corresponding video to watch, listen and sing along. If desired, the songs can be downloaded from iTunes, so that they can be enjoyed while riding in the car or in settings away from the computer.

The music from the second CD provides piano accompaniment only, with no vocal or other instrumental parts. The twenty-six lively arrangements, which correspond to the sheet music in *The Singing Place*, have been recorded for listening pleasure or for purposes of classroom or group performance. If you wish to download them from iTunes, you will be able to make your performance come alive! (Be sure to send us a video or photo of your group's phonics extravaganza...we'd love to see it!)

The Power Readers - Boosting Reading Ability and Confidence

Twenty-six colorful and beautifully-illustrated books await the emerging reader's enjoyment. Not only will the reader like the characters and stories contained in the Power Reader series, he or she will realize a tremendous sense of self-confidence and accomplishment after reading each one.

Each of the Power Readers is written with several objectives in mind:

1. Only mastered words (and concepts) are used in the Power Readers. If the child has successfully mastered the words presented in *The Reading Place*, he or she will have little-to-no difficulty reading these corresponding books. This approach boosts confidence and eliminates the frustration of being confronted with words that are unfamiliar or words the reader is yet unable to de-code.
2. Four-color, child-friendly illustrations attract the reader and enhance reading enjoyment. The illustrator for our Power Readers presents a diverse array of characters, artfully and often humorously portrayed.
3. Each Power Reader has a section at the end of the story entitled, "Conversation Station". This is "a place to talk and smile". Numerous questions and discussion points are posed that are intended to stimulate thought and conversation between the reader and the tour guide. This section promotes and ensures the understanding of concepts essential to readiness, and tests reading comprehension and sequencing. It also directs the tour guide and reader to songs that go beyond the phonics rules, such as:

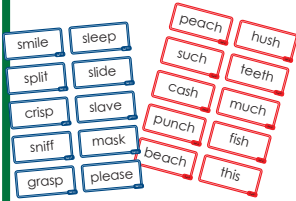


"Days of the Week"
"Twelve Months of the Year"
"Where Do You Live?"
"The Color Song"
"The Shape Waltz"
"The Weather Song"
"Thirty Days Has September"



The last page of each book includes a place for the reader to memorialize his or her achievement of mastery. Your reader will want to proudly share his or her reading success with everyone. Power Readers combine a logical, step-by-step progression with an artful and entertaining, confidence-boosting, educational approach.

Thirty Sets of Color-Coded Flash Cards



We know you don't want hundreds of loose cards getting mixed up or lost. Our flash cards come color coded, labeled and ready-to-cut...when you're ready to use them. They are a handy size to use and are easy to read. After you have printed and cut them out, we recommend that you store them in small envelopes or small, clear plastic bags.

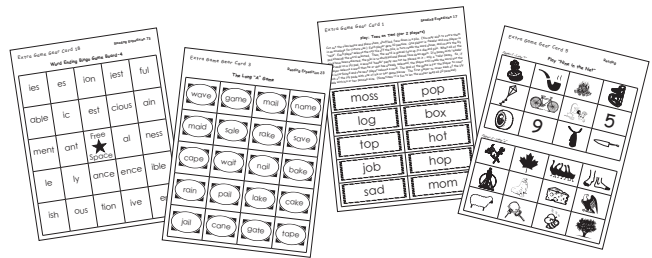
The Safari Success Trail - The Path to Excellence!

Your safari mate will start out reading with the roly-poly hippos and progress along the path of success until they wear the crown of excellence as king or queen of the jungle! This beautiful success trail tracks every moment of the reading journey. All seventy-five reading expeditions have a spot on the trail and, as the reader masters each reading concept, a small sticker or a star can mark the accomplishment. The Safari Success Trail is a constant reminder of good work and a job well done. This trail corresponds to fifteen different reading levels, each signified by a fun and friendly phonics safari jungle animal. As the reader advances along the trail, he or she is learning about the animal depicted (in the Reading Expeditions) and is developing a love for reading that will last a lifetime.



Extra Game Gear Cards


Some of the games require extra components to cut out or to use separately (such as the Bingo game boards). These game cards will be useful in various expeditions along the way. Game instructions will direct you to these cards, as they become necessary.



Ready-to-Frame Diploma

The final component in the *Expeditions to Excellence* reading system is a diploma, commemorating the successful completion of all seventy-five reading expedition folders. A prominent space to personalize this important certificate of achievement with the reader's name, makes the diploma something worthy of framing and treasuring forever.

The Expeditions to Excellence reading system is comprehensive, effective, and FUN!



All rights reserved. No part of this publication may be reproduced in whole or in part, or stored in a retrieval system, or transmitted in any form or by any means, electronic, mechanical, photocopying, recording, or otherwise, without written permission of the publisher.

Expeditions to Excellence is a product of: New Destiny Educational Products, Inc., Highlands Ranch, CO 80126