


# Blending Sounds with Short "o"



You're reading with...



the tortoises!

## Getting Ready - A Broad View of the Landscape Before You Begin



You are more than halfway through all of the blending sounds expeditions - terrific job! Blending "o" sounds should be a breeze for you and your blending expert. Turn to page 35 in *The Reading Place*. This section includes all of the sounds shown on the Jungle Journal for this expedition. You will want to continue to blend sounds with short "o", just as you have done with the three other vowels so far. Follow the steps outlined below. If you want to vary the activity a bit, try putting a penny on top of each word mastered that the child can earn at the end of the lesson.

Or, provide an incentive such as a trip to the playground or a special treat for an excellent learning session. Always remember to keep things lively, fun and encouraging at every step.

**Step 1** Turn to page 35 in *The Reading Place* to read the poem and introduce the lesson. There are ten short "o" sounds to master. Demonstrate each blended sound, and don't forget to use that running (blending) finger! These habits will pay off later as these sounds become words, and the words get larger and more complicated. We are building good reading skills every day that will carry over to future expeditions.

**Step 2** Encourage your reader to read the sounds by himself or herself. Clap, cheer, and give a high five or a thumbs-up for correct answers. When all ten sounds have been mastered, in order, continue with the other activities in this folder, listed on the Jungle Journal. You'll then move on to the last vowel in the "Blending Sounds with Short 'u'" expedition.

Remember, it is always a good idea to continually review past concepts at every available opportunity. For instance, even if you're presently working on blending sounds, don't neglect to play a beginning sounds game while you're in the produce aisle in the grocery store. Or, you could practice identifying vowel sounds while riding in the car. Have fun with the concepts, reviewing them for five or ten minute intervals whenever you can, wherever you may be.

## Taking a Closer Look - Sample Dialogue to Help Direct Your Course

**Tour Guide:** "You're doing so well blending sounds. Pretty soon we'll be reading words and books. I can't wait! Are you ready to blend sounds with short 'o'?"

**Reader:** "Yes!"

**Tour Guide:** "How can we tell whether these sounds will have the short 'o' sound and not the long 'o' sounds?"

**Reader:** "Because there's only one vowel!"

**Tour Guide:** "That's right! They follow the One Vowel Rule! Would you like to listen to 'The One Vowel Rule' song before we begin or do you have it memorized already so that you can sing it aloud to me?"



A baby tortoise is called a hatchling. It is about 2 to 3 inches long when it is born.



## More Fun...

### for Friends

What's my line? With your safari mate, *pretend* you are hanging up clothes on a clothesline. Try and think of things to hang on your clothesline that begin with each letter of the alphabet. For example, "I'm hanging up an apron for the letter 'a.'" (Taking turns) "I'm hanging up a bow tie for the letter 'b.'" (If you wish, see if you can remember all of the things "hung up" before your letter.)

Some examples are:

apron

dress

gloves

jacket

Molly's shirt

pajamas

sweater

volleyball shorts

yellow scarf

bow tie

earrings

hat

kooky socks

nightgown

quilt

tablecloth

white dress

Zachary's zoo shirt

coat

footwear

icky dish towel

left mitten

Ollie's towel

red sheets

underwear

x-ray glasses

You can also play this game with a different theme. The leader says, "I'm going on a trip, and I'm going to pack..." Each person takes turns saying what they would pack for each letter of the alphabet. *Get outrageous! Have fun!*



## What You'll Need to Pack for the Safari



The Reading Place (pages 35-36), and one or two thumbs, for "thumbs-up"!

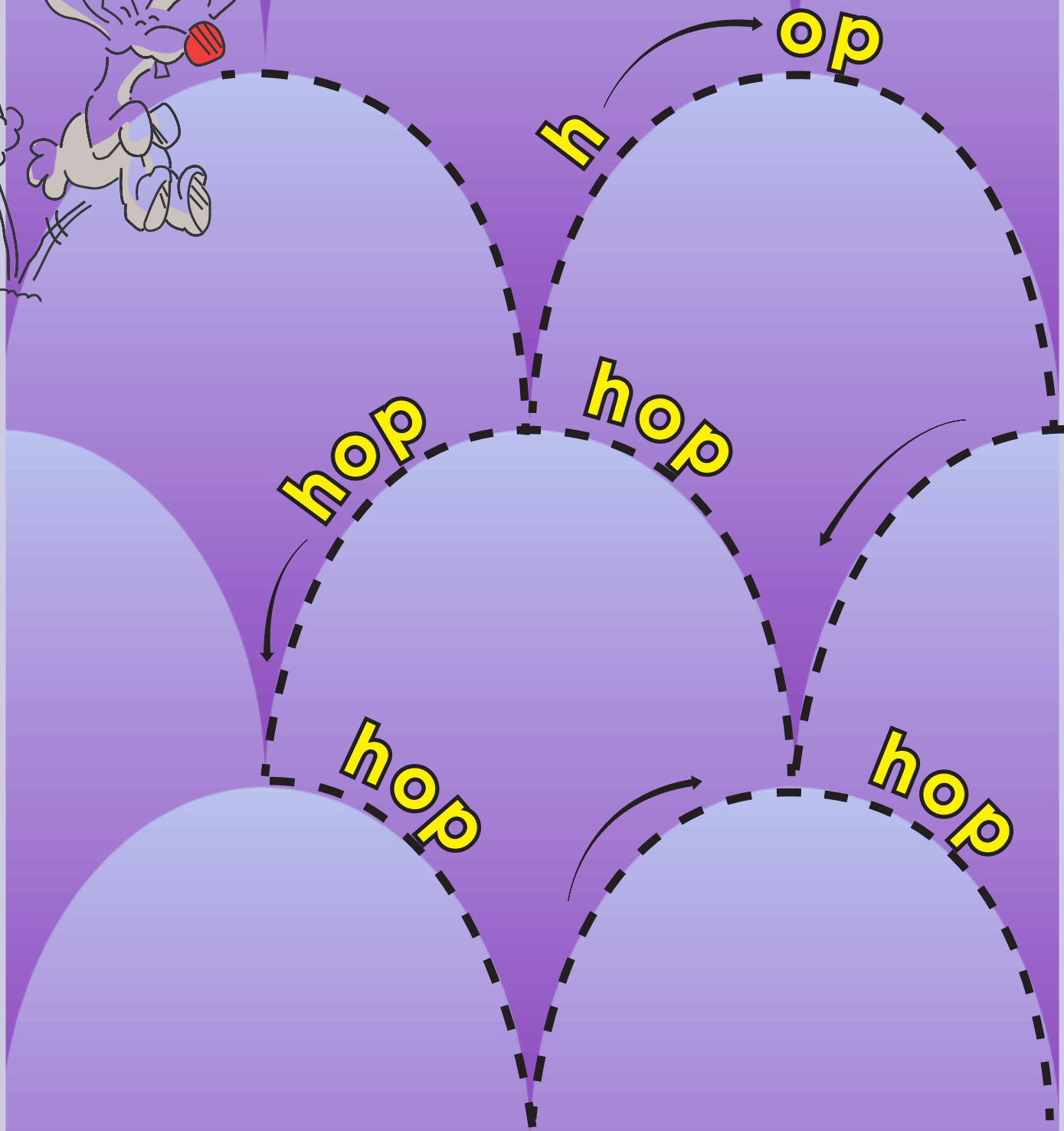

## Results to Achieve During Your Expedition




Your reader will be able to independently blend sounds that contain short "o", and will continue to gain confidence in his or her ability to read.

Accomplished with Excellence	Expedition Activities:
	Reader blends the "ob" sound
	Reader blends the "ot" sound
	Reader blends the "od" sound
	Reader blends the "og" sound
	Reader blends the "ol" sound
	Reader blends the "os" sound
	Reader blends the "on" sound
	Reader blends the "op" sound
	Reader blends the "om" sound
	Reader blends the "ox" sound
	Reviews <i>The One Vowel Rule</i> song on track 7 and all songs on tracks 1-6 of the CD
	Reader completes Funsheets (instructions to be read by Tour Guide)
	Reader places a sticker or draws a star on the Safari Success Trail poster, in space number 12

Can you make another word? See what happens when this friendly rabbit blends the letter "h" with "op". Where is he going? Perhaps he hopes there is a carrot at the end of his trail. Would you put one there for him?





Can you guess what letter belongs in front of this blended sound to make a word that describes all of these pictures?

\_\_ ot





Oliver the ox cannot get the "o" key to work on his computer. He is very frustrated. He needs the letter "o" to blend with the letters shown below. Why don't you help him out? Put the letter "o" in front of each of these consonants. Tell Oliver the ox what the new blended sound says.

\_\_b

\_\_t

\_\_d

\_\_l

\_\_g

\_\_s

\_\_p

\_\_n

\_\_m

\_\_x

