


# Blending Sounds with Short "u"



You're  
reading  
with...



the tortoises!

## Getting Ready - A Broad View of the Landscape Before You Begin



Blending letter sounds with our last vowel - the short "u" - will be simple for blending pros like you and your safari mate! Teach this expedition in the same way you have taught the other four vowels. Turn to page 37 in *The Reading Place* to teach the different vowel-consonant blends with "u". If you need a reminder on how to blend vowel sounds and letters, review the Audio Guide lesson on track 31 of the CD.

A few quick tips for this part of your phonics safari:

- ❑ Even though we use all lower case letters for blending, remember to occasionally tell your safari mate that blending with upper case letters yields the same exact sound.
- ❑ Continue to exercise your reader's knowledge of the sounds of the letters. While blending, you may want to point to the consonant letter and ask, "What does this letter say by itself?"
- ❑ Always think of fun ways to reinforce the concepts you are teaching. For instance, perhaps you can ask your reader if he or she can name the vowels backwards. Or, hide a consonant letter under everyone's plate at the dinner table, and ask everyone to think of words that begin with that letter. Try placing a letter written on a piece of construction paper under a bedtime pillow at night. Then, say good night to all of the words you can think of that begin with that letter.

**Step 1** Turn to page 37 in *The Reading Place*. This section contains combinations of consonants paired with the short sound of "u". Ask your reader to blend the letters after you model each combination.

**Step 2** After practicing each sound together, ask your reader to blend the letter combinations by himself or herself. When the "Blending Sounds with 'u'" expedition has been mastered, along with the other items indicated on the Jungle Journal, review all of the blending sounds combinations that you have mastered in *The Reading Place* for "a", "e", "i", "o" and "u".

## Taking a Closer Look - Sample Dialogue to Help Direct Your Course

**Tour Guide:** "It's hard to believe that after we're done this expedition you're going to be running with the antelopes! You are learning too quickly to be a tortoise anymore. We have one more blending expedition to go. We've completed a, e, i, and o. What do you think will be next?"

**Reader:** "u"

**Tour Guide:** "Yes! Once we complete today's lesson, you'll know how to blend all of the vowels. Then, we'll be able to begin making words with those sounds and begin reading books!"

**Reader:** "I can't wait to read books!"

**Tour Guide:** "Just think. You'll be able to read books to all of your friends. Well, let's go to *The Reading Place*, shall we? What are we waiting for?"



More Tips...

for Tour Guides


Be sure to enhance the reading process with positive, affirming comments. Here are a few to keep in mind.

"You're getting better!"

"I'm so proud of you!"


"Nice going!"

"I can tell you're working hard!"



"Good trying!"

"Wonderful work!"



"That's excellent!"

"What a superstar!"

"What an awesome job!"

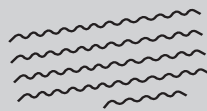
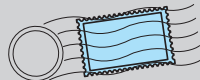
"Wow! You're learning fast!"

"Terrific reading!"

"You're really doing your best!"

Dear Safari Friends,  
It's review time! Take a few moments to practice the long and short sounds of the vowels and to detect those sounds in words (Expedition 8). Review Expeditions 9-13 in The Reading Place, after you've mastered this lesson.

Keep up the good work!



Tortoises like to eat grasses most of all, but occasionally, a tortoise will eat insects, too. Yuk!



## What You'll Need to Pack for the Safari



The Reading Place (pages 37-38) and the creative ideas outlined in this folder to review past concepts.

## Results to Achieve During Your Expedition




The reader will be able to independently blend sounds that contain short "u", when the Tour Guide presents those sounds in random order. The reader will also demonstrate mastery of Reading Expeditions 9-13 by reviewing the lists in *The Reading Place*.

Accomplished with Excellence	Expedition Activities:
	Reader blends the "ul" sound
	Reader blends the "un" sound
	Reader blends the "ud" sound
	Reader blends the "uf" sound
	Reader blends the "ut" sound
	Reader blends the "ug" sound
	Reader blends the "ub" sound
	Reader blends the "um" sound
	Reader blends the "up" sound
	Reader blends the "us" sound
	Reader blends the "uz" sound
	Reader completes Funsheets (instructions to be read by Tour Guide)
	Reader reviews all word lists in Reading Expeditions 9-13
	Reader places a sticker or draws a star on the Safari Success Trail poster, in space number 13



This rocket is going to the moon to find a letter to blend with "u". What will the two letters say when they are blended together?




Look what  
comes up  
when you put  
an "s" in front  
of "un".



Handwriting practice lines consisting of a solid blue background with several horizontal white lines.



This magician just pulled a rabbit and a letter "u" out of his hat! Help him do more magic by putting the letter "u" in front of the consonants below. Say the blended, short "u" sounds. The first one is done for you.



u

\_d

\_n

\_t

\_f

\_g

\_z

\_s

\_b

\_m

\_p