

Reading Words with Short "e"



You're reading with...



the antelope!

Getting Ready - A Broad View of the Landscape Before You Begin



It's highly unlikely that you'll ever meet a farm animal on a real African safari. Nevertheless, that's exactly what you and your reader will do on this expedition. Ted, the main character in our next power reader, has a red hen named Bess for his pet. Of course, you have probably already surmised that our words for this session all focus on the short "e" sound, and are created from the short "e" blends your reader mastered while on an earlier expedition.

Use the same approach teaching the words in this expedition as you did with short "a" words. Prepare for this expedition by turning to page 45 in *The Reading Place*, entitled "Reading Words with Short 'e'". At the top of each word list in the section, you will see a box with the blended sounds of "e" that your reader has already mastered. As you help your safari mate read the words on each list aloud, remember the guidelines for blending words. Always blend letters with as few breaks as possible. Use your finger to help "glide" through the word - never "hop" from one letter sound to the next. When all of the short "e" words have been mastered, teach the sight words that are also listed. Then, read the practice sentences on page 49. Your reader will soon be ready to read Power Reader 2, entitled *Bess, the Red Hen*. What a smart reader you have! What fun he or she will have getting to know Ted and his pet hen!



Taking a Closer Look - Sample Dialogue to Help Direct Your Course


Tour Guide: "We have a very unusual expedition planned for our safari today."

Reader: "Why is it unusual?"

Tour Guide: "Well, it says here in my instructions that we're going to meet a boy named Ted who has a rare red hen named Bess for a pet. Red hens are farm animals, so it's very unusual to meet them while out on a safari. In addition, most hens are brown or white. We'll need to take along our imaginations, won't we?"

Reader: "Yes - I have my imagination with me."

Tour Guide: "Good. Bess (the hen), Ted, and all of the words we'll learn today have the short 'e' sound that says 'eh'. (Shows child the word list in *The Reading Place*.) You've already learned all of the sounds in the boxes at the top of each list. Let's review them together. Then, we'll practice putting consonants in front of them to make words. Shall we begin?"



How many times a day do you feel thirsty? Some varieties of antelope can go for a long time without water, sometimes days or weeks. That makes them perfectly suited for the hot African plain. They get moisture from leaves and green plants that they eat.



What You'll Need to Pack for the Safari



You will need *The Reading Place* (pages 45-49), *Power Reader 2*, entitled *Bess, the Red Hen*, lots of imagination and of course, a happy face.

Results to Achieve During Your Expedition




The reader will read all of the words containing the short sound of "e", the sight words and the practice sentences on pages 46-49 of *The Reading Place*. He or she will also read *Power Reader 2*, entitled *Bess, the Red Hen*.

Jungle Journal	
Accomplished with Excellence	Expedition Activities:
	Reader reads "ed" words correctly
	Reader reads "eg" words correctly
	Reader reads "el" words correctly
	Reader reads "em" words correctly
	Reader reads "en" words correctly
	Reader reads "es" words correctly
	Reader reads "et" words correctly
	Reader reads sight words for <i>Power Reader 2</i> correctly
	Reader "makes tracks" with practice sentences on page 49 of <i>The Reading Place</i>
	When all items are mastered on this expedition, it is time to read <i>Power Reader 2</i>
	Reads <i>Power Reader 2</i> , entitled <i>Bess, the Red Hen</i>
	Completes the section entitled <i>Conversation Station</i> at the back of <i>Power Reader 2</i>
	Reader completes <i>Funsheets</i> (instructions to be read by Tour Guide)
	Reader places a sticker or draws a star on the <i>Safari Success Trail</i> poster, in space number 15



The genie will grant you three wishes if you can find the correct ending sound for each word. Circle the correct letter.



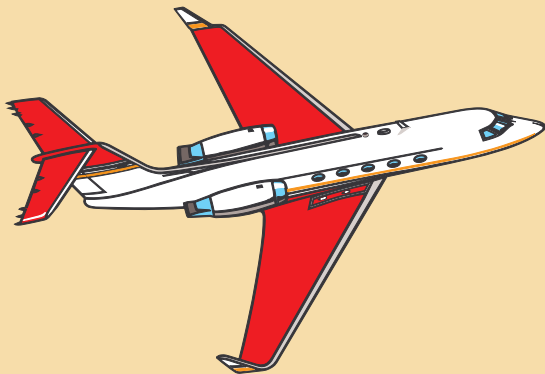
he__

g h n



ra__

x p t



je__

t g n



bel__

l q t

a b c d e _ g h

i j k _ m n _ p q

r _ t _ v w _ y _



Oh no! Someone who was working at this computer left out some of the letters when they typed the alphabet. Since you are so smart, we need your help. Can you say the letters that are missing? Can you say the sounds of each of the letters?

This is the "Count" of Reading!




He sneaks off into the night and secretly counts the vowels in words.
Can you help him?




Circle the correct answers. The first one is done for you!


Read this Word	Count the Vowels	Circle the Vowel	Long - or Short ~ Sound
set	① 2	a e i o u	- ☺
Ben	1 2	a e i o u	- ~
tell	1 2	a e i o u	- ~
tax	1 2	a e i o u	- ~
dam	1 2	a e i o u	- ~
cab	1 2	a e i o u	- ~
met	1 2	a e i o u	- ~
sat	1 2	a e i o u	- ~
ran	1 2	a e i o u	- ~



Read each word under the picture. Circle the word that goes with the picture above it.



bed bell



ten net



pet pen



wet jet