

Reading Words with Short "o"



You're reading with...



the antelope!

Getting Ready - A Broad View of the Landscape Before You Begin



Tour Guide's note: Remember to review the word lists from the previous expeditions as you progress. Words from the expeditions already mastered will continue to appear in the Power Readers. Take time to play tracks 1-7 of the CD, frequently. Learning the fundamental concepts of reading along with music will provide a firm foundation for your reader. Just as you can remember the words to old songs you may not have heard for decades, your reader can embed the rules of reading in his or her brain for a lifetime, because they will have been learned to the music of fun and catchy tunes.

This expedition begins on page 57 of *The Reading Place* in the section entitled "Reading Words with Short 'o'". As you have done in the previous expeditions, pay close attention in helping your safari mate to blend these words properly. When all of the "o" words have been mastered, teach the sight words included in the section for short "o". Be sure to take time and master the practice sentences as well. Your reader will then be ready to read Power Reader 4, entitled *The Fox and the Box*. Look at the cover of the Power Reader together. Can he or she guess what might be in the box before you begin?



Taking a Closer Look - Sample Dialogue to Help Direct Your Course

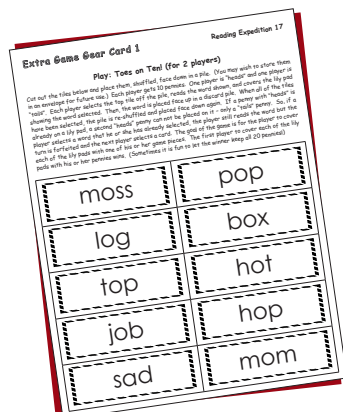
Tour Guide: "The next book is called *The Fox and the Box*. It's about a fox that has a surprise in a box for his friend. Let's read these next word lists and try and guess which things might be in his box that are on the word lists. When we're finished reading the words in *The Reading Place*, we'll read the book and see if we were right!"



Reader: "Okay! I'll bet that I can guess what's in the box!"

Tour Guide: "I won't be surprised if you're right. You're a very smart boy (or girl)."

(It might be a fun idea for the Tour Guide to put a surprise in a box for the reader to open if he or she masters all of the words in the expedition. It could be a special toy, a special treat to eat, a coloring book, or anything the reader would consider very special!)



The board game featured in this folder requires Extra Game Gear Card 1. This is what the card will look like.

How high can you jump? Can you jump even higher in a fancy, new pair of sneakers? Antelope can leap up to six feet in height - and they don't even wear sneakers!



What You'll Need to Pack for the Safari



You will need *The Reading Place* (pages 57-61), Power Reader 4, entitled *The Fox and the Box*, Extra Game Gear Card 1 (to play the game featured in this folder), and maybe, a surprise in a box for the reader!

Results to Achieve During Your Expedition



The reader will read all of the words containing the short sound of "o", the sight words and the practice sentences that are listed in *The Reading Place* on pages 58-61, and will read Power Reader 4 entitled, *The Fox and the Box*.

Jungle Journal

Accomplished with Excellence	Expedition Activities:
	Reader reads "ob" words correctly
	Reader reads "ot" words correctly
	Reader reads "od" words correctly
	Reader reads "og" words correctly
	Reader reads "ol" words correctly
	Reader reads "os" words correctly
	Reader reads "on" words correctly
	Reader reads "op" words correctly
	Reader reads "om" words correctly
	Reader reads "ox" words correctly
	Reader reads sight words for Power Reader 4 correctly
	Reader "makes tracks" with practice sentences on page 61 of <i>The Reading Place</i>
	When all items are mastered on this expedition, it is time to read Power Reader 4
	Reads Power Reader 4, entitled <i>The Fox and the Box</i>
	Completes the section entitled Conversation Station at the back of Power Reader 4
	Reader completes Funsheets (instructions to be read by Tour Guide)
	Reader places a sticker or draws a star on the Safari Success Trail poster, in space number 17



Circle the beginning letter for each picture shown.
 Draw a line from the letter circled to the blank space
 below to make the word.

k m b

_ _ i s s

t f s

_ _ i n

b t y

_ _ e l l

p l m

_ _ e g

m t n

_ _ a p

h j l

_ _ o g

m p j

_ _ a m

h d p

_ _ o t

h b s



_ _ o g



Can you read these sentences? Look at the pictures next to them. Circle "yes" if the sentence is true. Circle "no" if the sentence is false.

The doll has a top.

yes no




This is a pot.

yes no

The dog is wet.

yes no




The man is sad.

yes no





This is a hog.

yes no





Find the things that have the short sound of "o" and circle them. Place an "x" over the things that do not have the short "o" sound.



Play "Toes on Ten"



Bob, the frog, wants to place his toes on ten lily pads that have the short sound of "o". Where will he hop first? Find out how to play this fun board game by reading the instructions, found on the Extra Game Gear Card 1. That's also where you'll find the tiles you'll need to play. Happy hopping!

