



# Letter Identification - Lower Case

You're reading with...



the hippos!

## Getting Ready - A Broad View of the Landscape Before You Begin



In Reading Expedition 2, you will teach your reader the lower case letters. (Before you embark on your expedition, you may wish to listen to the songs on tracks 1 and 2 to set a fun and upbeat mood.) *The Reading Place* will be your primary teaching guide for this expedition. Pages 11-15 of *The Reading Place* feature exercises to familiarize your safari mate with the lower case letters.

Just as you did with the upper case letters, introduce the lower case letters in groups of 5 or 6, using the flash cards in Flash Card Set 2. After all of the letters are mastered in small groupings, shuffle the deck of cards and randomize the order of the letters. Remember that the lower case letters are the letters a reader encounters most frequently when reading and writing. It's important to take your time and make sure these are firmly mastered.

Continue to sing *The Alphabet Song* together at various times during the day. You may wish to download all of the music so that you can listen to it together while riding in the car or in other settings or places. Always, always remember to keep the reading expeditions fun and animated. You'll want to create a positive atmosphere and attitude about reading, every step of the way. If your reader has difficulty in learning any of the concepts, never chastise or ridicule. Simply say something such as, "I know you can do this - let's practice it again together!", and proceed with a smile!

## Taking a Closer Look - Sample Dialogue to Help Direct Your Course

**Tour Guide:** "Now that you know all of the upper case letters and their names, we're going to learn the lower case letters. Let's point to all of the lower case letters in *The Reading Place* while we listen to *The Alphabet Song* together."

We're going to use this new deck of flash cards. You can see that the lower case letters are on each of the cards. We'll learn 6 letters at a time, and then we'll shuffle them all together and say the names of each one, okay?"



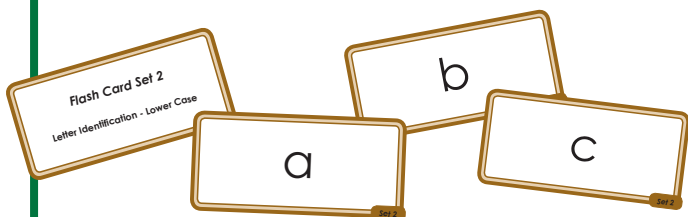
**Reader:** "Okay. I'm smart and I'm going to learn them quickly."

**Tour Guide:** "I know you will. Let's look at the cards in our first small group of letters. I'll say them aloud for you, first. After that, you can give each one a try. (Tour Guide demonstrates each letter.) Now, you give it a try. What lower case letter is this?"

**Reader:** "It's a 'd'."

**Tour Guide:** "Great! Keep up the good work! Let's look at our second letter."

Water ballet?  
Not quite, but hippos are actually very graceful in the water. They just seem a bit clumsy when we see them on land. They especially like to live in deep, freshwater lakes and rivers.



## What You'll Need to Pack for the Safari



Flash Card Set 2, the *New Destiny* song (track 1), *The Alphabet Song* (track 2), *The Reading Place* (pages 11-15).

## Results to Achieve During Your Expedition



The reader will identify each upper case letter when presented in sequence or when presented out of sequence, and will be able to identify the group of letters in this expedition as "lower case" letters.

# Jungle Journal

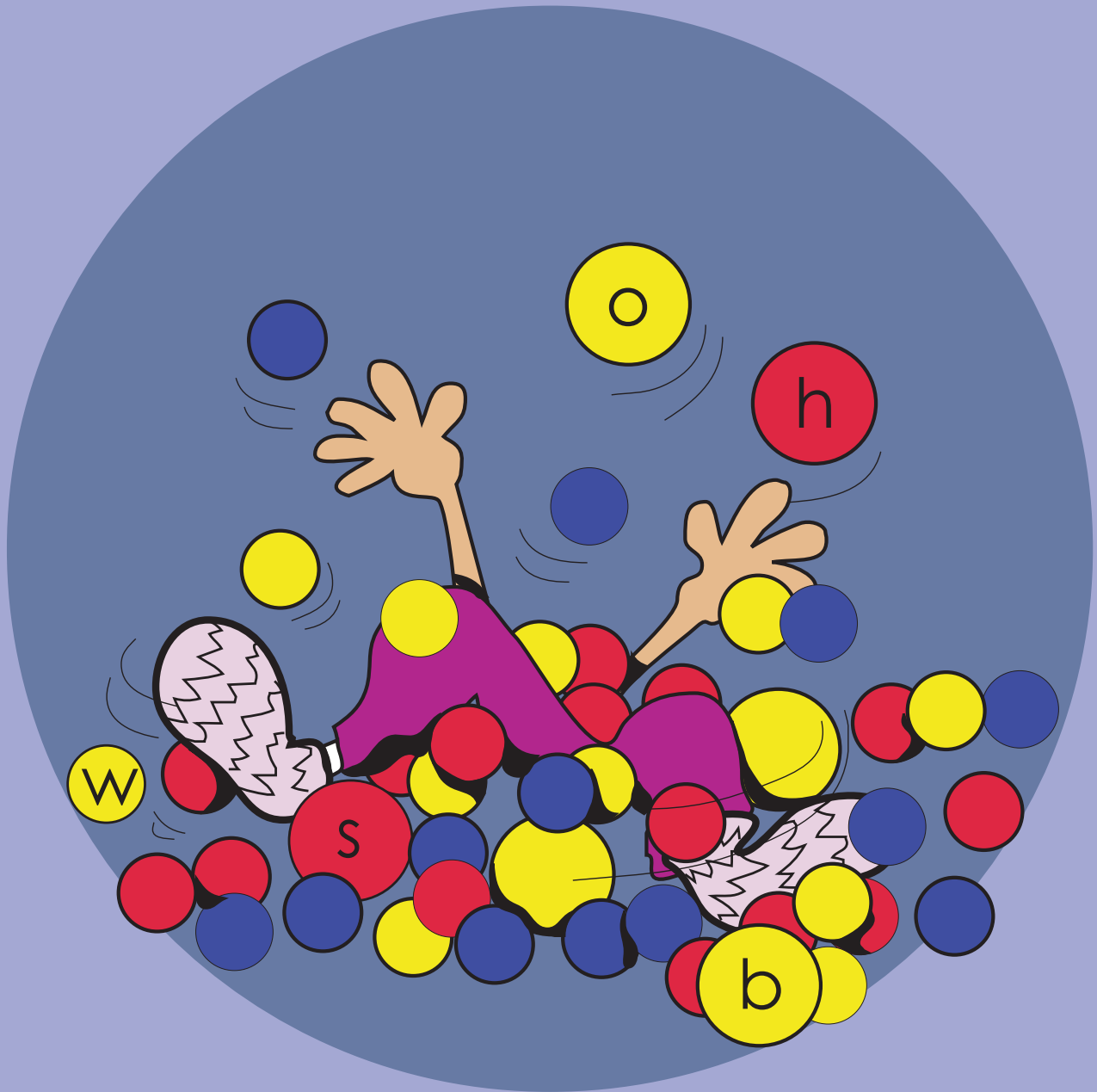
Accomplished with Excellence!	Expedition Activities:
	Reader completes <i>The Reading Place</i> lesson, pages 11-15
	Reader sings <i>New Destiny</i> and <i>The Alphabet Song</i> , tracks 1 and 2
	Reader identifies the lower case letters "a" and "b" on flash cards
	Reader identifies the lower case letters "c" and "d" on flash cards
	Reader identifies the lower case letters "e" and "f" on flash cards
	Reader identifies the lower case letters "g" and "h" on flash cards
	Reader identifies the lower case letters "i" and "j" on flash cards
	Reader identifies the lower case letters "k" and "l" on flash cards
	Reader identifies the lower case letters "m" and "n" on flash cards
	Reader identifies the lower case letters "o" and "p" on flash cards
	Reader identifies the lower case letters "q" and "r" on flash cards
	Reader identifies the lower case letters "s" and "t" on flash cards
	Reader identifies the lower case letters "u" and "v" on flash cards
	Reader identifies the lower case letters "w" and "x" on flash cards
	Reader identifies the lower case letters "y" and "z" on flash cards
	Reader prints and completes Funsheets in this lesson (instructions read by Tour Guide)
	Reader prints and draws a star on the Safari Success Trail, in space number 2 (check off Jungle Journal in the backpack to advance)



The cook is making alphabet soup. It smells delicious, but he has forgotten to put in the alphabet noodles. He only wants lower-case letters in his soup. Circle all of the *lower case* letters for him. The soup won't be done until the cook finds all 26 letters! Remember, circle lower case letters only!

R n c j l s f H  
I A v z M p  
X  
F  
W  
L  
g  
N  
y s G d r q  
J e o Q b t u P  
h  
a  
i  
D  
k  
E  
m

a \_ c d e f g \_ i j k l m n \_ p  
q r \_ t u v \_ x y z



Dan lost some lower case letters in the ball pit. Can you help him find the missing letters? Draw a line to the spaces where they belong.



# Connect the Dots

Start with lower case "a" and connect the lower case letters, in order, all the way to "z"! Say them aloud as you go!








j  
i  
h  
g  
f

l m  
k  
n  
o  
p

e  
d  
c  
b  
a

z  
y  
x  
w  
v

q  
r  
s  
t  
u



Mean Harold is the meanest fish in the ocean. He eats only the lower case alphabet fish. Cross out the fish that Harold DOES NOT want to eat! Cross out all of the upper case letters!