


# The Silent "e"



You're  
reading  
with...



the rhinos!

## Getting Ready - A Broad View of the Landscape Before You Begin



One-syllable words that have a silent "e" at the end, also follow the Two Vowel Rule, which we have already introduced. Although counting the vowels with silent "e" words is an easy way to determine a **long** vowel sound, we want to offer your reader another learning tool for reading words with silent "e", as they may also encounter the silent "e" concept elsewhere.

**Rule:** The letter "e" on the end of a word usually makes the first vowel long.

Listen to the song entitled '*e' on the End*. It's a mysterious sounding song - just as the silent "e" is a mysterious letter, always sneaking up on the end of a word! Some reading programs teach the silent "e" concept in a slightly different way. We think that teaching the silent "e" as another form of the Two Vowel Rule is less confusing. The Two Vowel Rule applies to silent "e" words too! The vowels are separated by a consonant, but still, the second vowel is quiet - completely silent.

Turn to *The Reading Place*, page 83, and find the section containing words for this expedition. Read the words together from lists one and two and see what the silent "e" can do. Don't forget to point out that silent "e" words follow the Two Vowel Rule! Even though the vowels aren't next to each other, the second vowel is **silent!**

## Taking a Closer Look - Sample Dialogue to Help Direct Your Course

**Tour Guide:** (After listening to the '*e' on the End* song together) "We have another special way of applying the Two Vowel Rule, even when the vowels are not sitting next to each other. Sometimes the letter 'e' is so tired of hearing the other vowel sing, that it sleeps and sleeps and sleeps at the end of the word. It doesn't make one peep. The 'e' is silent, but it still makes the vowel have a long sound. I'll show you what I mean." (Turns to *The Reading Place*, page 83.)

**Reader:** "Okay!"

**Tour Guide:** "Look at the words in this column. (The Tour Guide points to the left column of words.) These are all words you've already learned! Can you read them for me?"

**Reader:** (The child reads the left column of words.)

**Tour Guide:** "Super reading! Now, I'll show you the special power that a sleeping, silent 'e' has. Look at the word 'can'. It has one vowel and the vowel is short. It says "can". If we add the silent 'e', the 'e' doesn't say one thing, but it makes the vowel long. 'Can' becomes 'cane'. 'Kit' becomes 'kite'. Short sounds become long. Let's read all of these words together and then we can listen to the song again. You are becoming such an expert reader. When we're finished, you can put sticker number 22 on your chart!"



**Tour Guide's Note:** Throughout the *Expeditions to Excellence* reading system, continue to review mastered power readers and word lists together. Just a ten-minute review, per day, keeps reading skills and concepts sharp! Review time generally should be a separate time, and not the time spent mastering a new expedition.



♪ "e" on  
the End  
♪

"e" on the end,  
It usually makes the vowel long.  
"e" on the end,  
It usually makes the vowel long.

Silent "e",  
Silently,  
Sleeps at the end of a two vowel word!

Oh, "e" on the end,  
It usually makes the vowel long.  
"e" on the end,  
It usually makes the vowel long.

"kit" is "kite",  
"bit" is "bite",  
"pet" is "Pete"  
with a silent "e"!

Oh, "e" on the end,  
It usually makes the vowel long.  
"e" on the end,  
It usually makes the vowel long.

### More Fun... for Friends


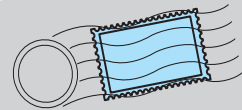
Take a trip to Imagination Station! The silent "e" doesn't say a thing! Ask your reader to imagine that he or she couldn't talk for a whole day. What would that be like? How would he or she communicate?



Rhino horns  
are very dangerous  
weapons. Rhinos  
charge (run at) their  
enemies to hurt them  
with their horns.



Dear Safari Friends,  
Have you noticed how far you've  
traveled on the Safari Success  
Trail? Get ready to leave the  
rhinos; the zebras are waiting for  
your arrival! Before you embark  
on your next expedition, it's time  
to review what you've learned in  
expeditions 19-22. Review the  
rules and sing those songs and  
remember...have fun!  
Wishing you continued success!



## What You'll Need to Pack for the Safari



You will need *The Reading Place* (pages 83-86), 'e' on the End song (track 11) and a little bit of magic, to turn short vowel words into long vowel words with a silent "e"!

## Results to Achieve During Your Expedition



Your reader will learn the concept of the silent "e", and he or she will determine how the sound of a vowel changes from short to long when a silent "e" is added to the end of a one-vowel word. Also, your reader will understand that silent "e" words follow the Two Vowel Rule...even though the two vowels are separated by a consonant.

**Jungle Journal**

Accomplished with Excellence	Expedition Activities:
	Reader listens to and learns the words to the 'e' on the End song (track 11)
	Reader reads words from list 1 in <i>The Reading Place</i> (pages 84-86) with the Tour Guide
	Reader listens to the words from list 2 in <i>The Reading Place</i> (pages 84-86) being read by the Tour Guide
	Reader completes Funsheets (instructions to be read by Tour Guide)
	Reviews Power Readers 1-5
	Reader draws a star on the Safari Success Trail, in space number 22 (check off Jungle Journal in the backpack to advance)




This is the invisible "e" man.

He doesn't think he can be seen. He puts a silent "e" at the end of a word

because he loves the long sounds of vowels. Read each word that the invisible "e" man has created by adding silent "e" on the end.

Can you guess what each word was, before the "e" was added?



hāte

māde

fāte

cāpe

tāpe

rōbe

kīte

hōpe

dīme

nōte

rāte

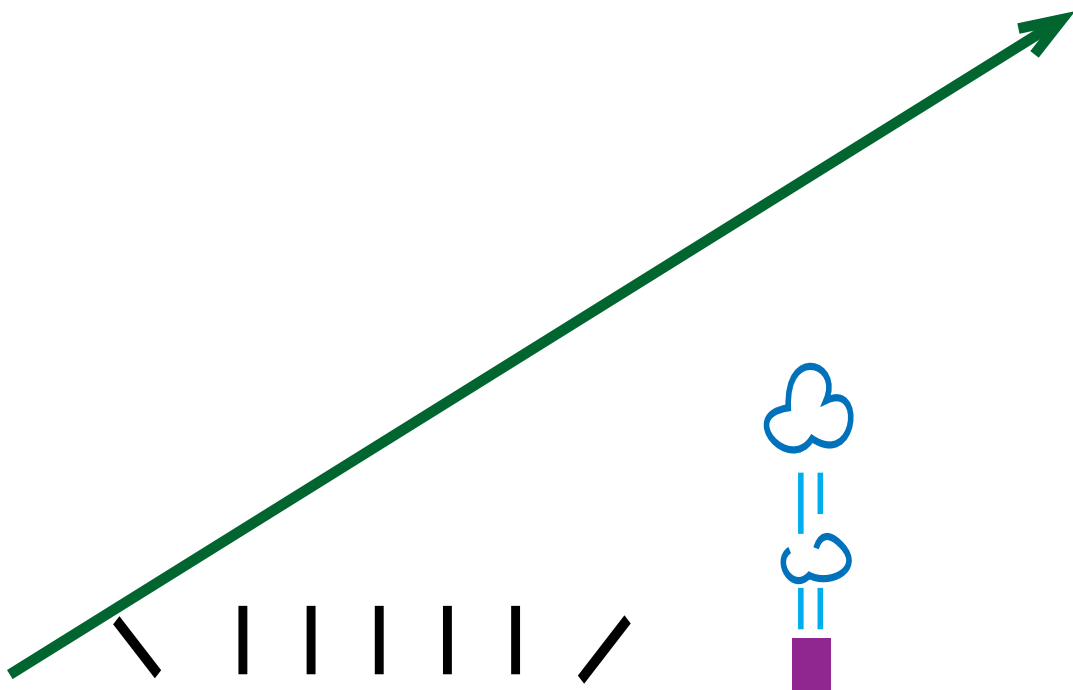
bīte

This is the silent "e" monkey. He puts the letter "e" on the ends of words. He covers his mouth to show that the "e" is silent, but makes the vowel long - just like his long tail. Can you color him?

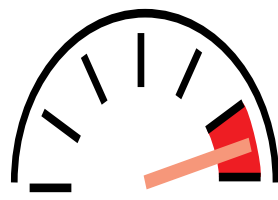


kit  
tap  
fin  
pet  
van  
tub  
cub  
rod  
hid

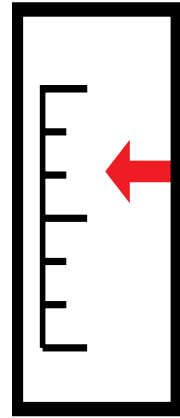

hide  
rode  
cube  
tube  
vane  
Pete  
fine  
tape  
kite



Silent "e"



Vowel Becomes Long



Short  
Sounds  
In

Long  
Sounds  
Out



This is the magical silent "e" machine. The short sounds of the words are put into the machine on one side, and a silent "e" is added to the word. Once the silent "e" is added, the long sound of the word magically comes out the other side. Can you show how the words on the left change when a silent "e" is added? The first one is done for you. Read both words after you connect them.