

Reading Words with Long "u"



You're reading with...



the zebras!

Getting Ready - A Broad View of the Landscape Before You Begin



Wow! You've made it all the way to your last long vowel sound! Congratulations! You are certainly an expert at teaching long vowel sounds by this point. But, we'll remind you of the guidelines you should follow when teaching words with long "u" sound **one more time**.



1. Turn to page 107 in *The Reading Place*. Read the cover poem, then help your reader to blend each of the words shown under the sounds for long "u".
2. When all word lists have been mastered, including the sight words for Power Reader 10, and your safari mate has mastered the sentences, he or she will be ready to read *June Fun*, Power Reader 10.
3. Remember not to overlook Conversation Station at the conclusion of the story. Use this section in Power Reader 10 to discuss other suggested topics, such as the twelve months of the year. Listen to the *Twelve Months of the Year* song on track 13. Sing along as your student learns to recite all the months with ease! We've printed the words to the song on the following page.
4. Your reader will have fun completing the Funsheets in this adventure. It is a good idea to sit down together as he or she does the Funsheets.
5. Offer an abundance of praise to your reader for a job well done. He or she is well on the way to a lifetime of reading enjoyment!

Taking a Closer Look - Sample Dialogue to Help Direct Your Course

Tour Guide: "You're on your last long vowel sound. Wow! Did you know you already have 26 stickers on the Safari Success Trail? I suppose you can tell me what long 'u' says."

Reader: "Long 'u' says 'u'."

Tour Guide: "You're always one step ahead. That's great. Readers are one step ahead their whole life. Did you know that? It looks like there's a very short list of long 'u' words. We'll probably learn them in no time at all! Let's begin! There's a really fun song at the end of this expedition!"



You're learning the months of the year. Do you know what the seasons are?



Zebras stay close together in their herd for safety. When the herd is all grouped closely, their stripes confuse the animals who hunt them. Predators can't tell where one zebra begins and the other one ends!



More Fun... for Friends

Most large copy centers can create personalized calendars from your favorite photographs. What a wonderful and fun way to help teach the months of the year! Just select your reader's favorite drawings or photographs. (Perhaps your reader can draw something special about each month.) The copy center simply scans them and prints them onto a blank calendar form. It's a fun project to use all year long!


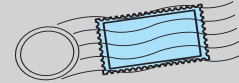


Twelve Months of the Year



Every year it's the same old thing.
Twelve months to play and sing.
There's nothing to it, if you sing along with me!
January is first in line and
February's not far behind.
Then, March and April,
May and June!
July and August will be coming soon!
September, October,
November, December,
And then a new year will be here!
These are the months of the year,
The twelve months of the year!

Dear Safari Friends, (a poem for you)
You've come a long way,
And you're doing great.
Now, it's time to review,
Before expedition twenty-eight!
(Re-read all of the words in The Reading
Place for Expeditions 23-27.)
Happy Reading!



What You'll Need to Pack for the Safari




The *Twelve Months of the Year* song (track 13), *The Reading Place* (pages 107-110), Power Reader 10, entitled *June Fun* and enthusiasm (...with a long "u", of course).

Results to Achieve During Your Expedition



When presented with a list of words that contain a long "u" sound, the reader will read all of the words and the corresponding Power Reader entitled, *June Fun*. The reader will also be able to sing along with the "Twelve Months of the Year" song and say each month aloud.


Jungle Journal	
Accomplished with Excellence	Expedition Activities:
	Reader reads "ue" words correctly in <i>The Reading Place</i> , page 108
	Reader reads "ui" words correctly in <i>The Reading Place</i> , page 108
	Reader reads "_u _e" words correctly (silent "e" words) in <i>The Reading Place</i> , page 108
	Reader reads sight words for Power Reader 10 correctly in <i>The Reading Place</i> , page 109
	When all items are mastered on this expedition, it is time to read Power Reader 10
	Reader "makes tracks" with practice sentences on page 110 of <i>The Reading Place</i>
	Reader reads Power Reader 10 entitled, <i>June Fun</i>
	Completes the section entitled Conversation Station at the back of Power Reader 10
	Reader listens to <i>Twelve Months of the Year</i> song and sings along on track 13
	Reader completes Funsheets (instructions to be read by Tour Guide)
	Reader draws a star on the Safari Success Trail poster, in space number 27 (check off Jungle Journal in the backpack to advance)
	Reader reviews all of the word lists in expeditions 23-27



This is Luke. He can make the shape of the letter "u" with his legs when he stands upside-down. Can you circle the words that have a long "u" sound? Read each word out loud as you go.



Circle the pictures below that have the long sound of "u".




mule




cub



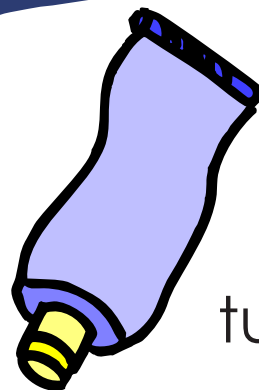
suit



rug





sun



tube

Play

Stop and Go!



This is a listening game. (It can be played effectively either in a classroom setting or with a single student.) The student is to walk around in a large circle while the Tour Guide reads random words from *The Reading Place* that the child has already mastered. Each time a long "u" word (from the list below) is called out, the child immediately stops walking and sits on the floor (or "freezes", if playing in a large group). Kids have a great time playing Stop and Go! It can be adapted for any new group of word sounds throughout this reading program, so give it a try!



due

rue

sue

hue

cube

fume

nude

Luke

rule

mule

use

tube

June

dune

rude

tune

cute

suit