


Reading Consonant Blends - Group 1



You're
reading
with...



the elephants!

Getting Ready - A Broad View of the Landscape Before You Begin



Take your time introducing consonant blends. Once your safari mate catches on, you'll be traveling over the reading savannah at record speed. Turn to *The Reading Place*, page 111. Have fun getting ready to go on your expedition by reading the poem on the introductory page. Show your reader the consonant blends he or she has just learned, starting on page 112. The blends are depicted in the boxes at the top of each word list. Explain that consonant blends do not only appear at the beginning of words. Some consonant blends are found at the end of words, too.

Help your student to blend the letters in the words on the first word list. Then, encourage your reader to try them independently. Continue in this same manner until all of the word lists in this expedition are mastered, including the sight words outlined.

Always be patient and don't rush through the expedition. It is always best to challenge the reader, but never in an unreasonable manner. If your child has really mastered the word lists in an expedition, then reading the power reader that corresponds to these words should be challenging, but not impossible. If the reader seems to have an unreasonable level of difficulty reading the power reader, take a step back and review the word lists again. (Remember to always guide your child along with constant praise and cheers!)

Power Reader 11 is called *The Magic Dish*. You may want to only read 4 or 5 pages at a time, rather than the entire story. Your reader will help set a comfortable and appropriate pace.

As always, continue to sing along with the music CD. Music provides a wonderful way to review past concepts and keep the learning fun!



Taking a Closer Look - Sample Dialogue to Help Direct Your Course

Tour Guide: Before we begin, I'll read *The Reading Place* poem and you can choose a special spot under the baobab tree to do our lesson today. (Reader chooses a spot under the picture of the tree.) We'll use our imagination and pretend that we can hear the birds above us in the leaves and the animals calling to each other in the distance. What animals do you hear?"

Reader: "I hear lions and monkeys."

Tour Guide: "Oh my. Perhaps we should begin our reading before they come our direction. Let's review these sounds. (The Tour Guide reviews the consonant blends pictured at the top of the word lists.) The words shown here in *The Reading Place* have these same sounds! Sometimes the sound is at the beginning of the word, and sometimes it's at the end of the word. I'll help you blend the first two lists. Then, you'll be able to do those same two lists on your own!"

Reader: "Okay!"



Tour Guide's Note: Try covering the "sh" sound with your fingers and reading the remaining letters of the word. Then, uncover the "sh" and add its sound.

**More Fun...
for Friends**


Sentence Scramble

Is it too rainy or cold to play outside? No need to worry - here's an educational game to keep the restless natives entertained and happily engaged inside. Announce that you have arranged a treasure hunt. You have hidden twenty brightly colored 3x5 cards all around the house or classroom. The cards have words written on them (words that your readers have already mastered). Their mission is to find all twenty cards, read them and make a sentence out of them. (Of course, you have made sure that the words you have chosen make several different short sentences. You can even use the mastered words from the practice sentences from *The Reading Place* as your inspiration.) When the mission has been accomplished, there is a trip to the playground, extra play time, a special movie or some other favorite treat that awaits. Happy hunting!

**More Fun...
for Friends**

Shake, Rattle and Roll

Here's a fun activity to teach the sound of "sh". Take a clean, empty plastic milk or juice carton and partially fill it with dry beans or rice. Glue the lid on and, with a permanent marker, write "sh" on all sides. Now, listen to your favorite music and use your "sh" shaker to shake, shake, shake to the rhythm. As you do, say the "sh" sound to the musical beat.



Can you speak elephant language? Elephants have a special way of communicating with each other that includes over a dozen different sounds. They squeal, snort, roar, trumpet, and make other noises to "talk" to one another and to warn other elephants of danger.



What You'll Need to Pack for the Safari



You will need Flash Card Set 8 (to play the Tug of War game featured in this folder), *The Reading Place* (pages 111-116), Power Reader 11 entitled, *The Magic Dish*.


Results to Achieve During Your Expedition



The reader will be able to correctly read all of the words beginning and ending with "sh", "ch", "wh" and "th", depicted in *The Reading Place*, will correctly read the practice sentences, and will read Power Reader 11 entitled, *The Magic Dish*.

| Jungle Journal | |
|------------------------------|---|
| Accomplished with Excellence | Expedition Activities: |
| | Reader reads words beginning with "sh" correctly in <i>The Reading Place</i> , page 112 |
| | Reader reads words ending with "sh" correctly in <i>The Reading Place</i> , page 112 |
| | Reader reads words beginning with "ch" correctly in <i>The Reading Place</i> , page 113 |
| | Reader reads words ending with "ch" correctly in <i>The Reading Place</i> , page 113 |
| | Reader reads words beginning with "wh" correctly in <i>The Reading Place</i> , page 114 |
| | Reader reads words beginning with "th" correctly in <i>The Reading Place</i> , page 114 |
| | Reader reads words ending with "th" correctly in <i>The Reading Place</i> , page 115 |
| | Reader reads sight words for Power Reader 11 correctly in <i>The Reading Place</i> , page 115 |
| | Reader "makes tracks" with practice sentences on page 116 of <i>The Reading Place</i> |
| | When all items are mastered on this expedition, it is time to read Power Reader 11 |
| | Reader reads Power Reader 11 entitled, <i>The Magic Dish</i> |
| | Completes the section entitled Conversation Station at the back of Power Reader 11 |
| | Reader completes Funsheets (instructions to be read by Tour Guide) |
| | Reader draws a star on the Safari Success Trail, in space number 29 (check off Jungle Journal in the backpack to advance) |

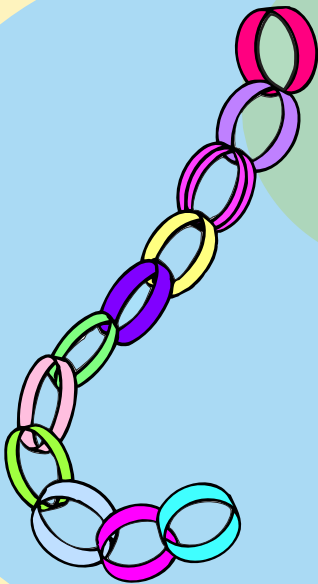
Circle the word that describes the picture.



sheet
sheep
shut




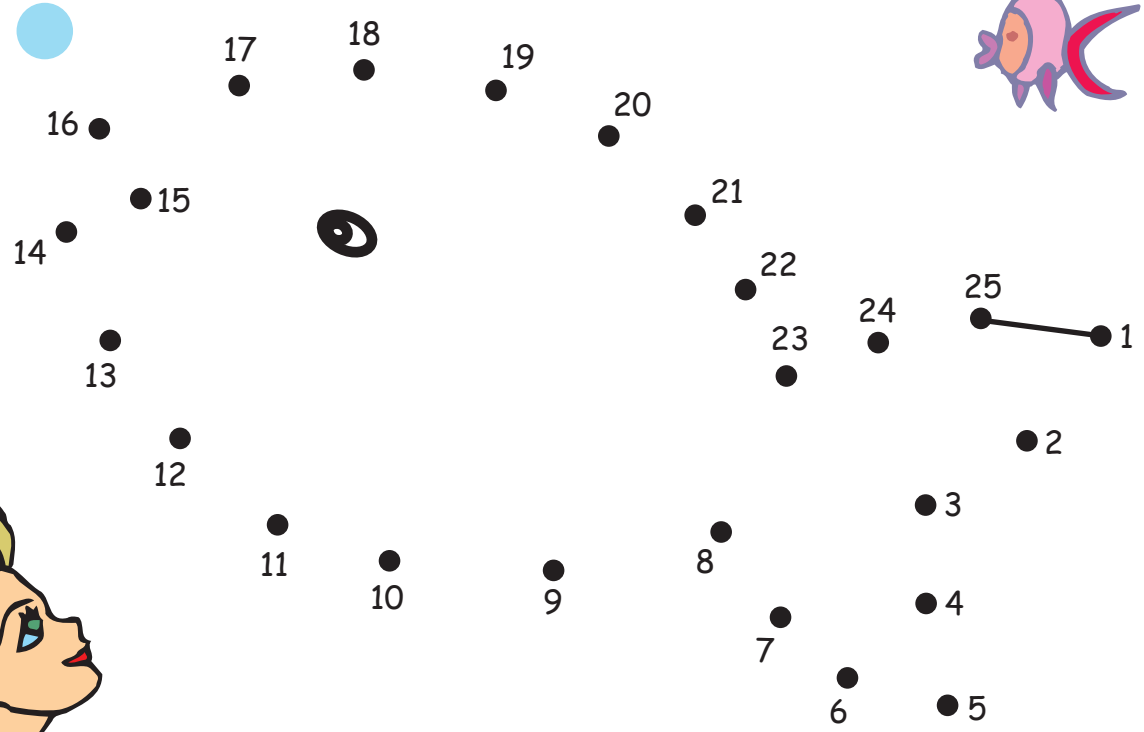


rush
rash
hush



chin
chip
chain





pinch
peach
punch



Connect the dots. To what "sh" word is the mermaid pointing?
Say it aloud.



Tug of War!



Team 1 Beginning Sounds "sh", "ch", "th"

Team 2 Ending Sounds "sh", "ch", "th"

Team 1 Cards Here

Team 2 Cards Here

Here
are the directions
about how to play this
game.



Locate Flash Card Set 8 and cut the cards out, as indicated on the lines. Shuffle the cards. Player 1 is one team of the tug of war. Player 2 is the other team. The player on the first side wants to acquire cards which have "sh", "ch" and "th" at the **beginning** of words. The player on the second side wants to acquire words which have "sh", "ch" and "th" at the **end** of words. The shuffled deck of words is placed face down in a pile. The first player uncovers the top card and must read the card. If the card belongs to his or her tug of war team, the card is placed face up underneath the picture of his team. If the card does not belong to his or her team, it is discarded face up next to the pile. The second player does this same thing in turn. The first player with 20 cards on his or her team wins the tug of war. If neither player has 20 cards by the time the deck is played, the remaining cards in the discard pile are re-shuffled and are placed face down to be re-used, until one of the players has 20 cards.

