




Saying Consonant Blends - Group 2

You're
reading
with...



the elephants!

Getting Ready - A Broad View of the Landscape Before You Begin



You will recall from the lesson on "The Sounds of the Letters" (Reading Expedition 4) that the "uh" sound, should be de-emphasized whenever possible when sounding out certain consonants. This is also true for consonant blends. Follow these simple steps for teaching this next group of consonant blends.

Step 1 Find the consonant blends for this expedition ("bl", "br", "cl", "cr", "dr", "fl", "fr", "ft", "gl", "gr") in Flash Card Set 9. One at a time, model the sound of each consonant blend for your reader. He or she should repeat the sound after you. Continue to do this, until you feel that your reader is ready to create the sounds of the consonant blends on the cards independently, without the benefit of hearing the sound modeled first.

Step 2 Hold up each flash card and encourage your reader to "say this sound". Upon mastering the sounds independently, he or she is ready to read words containing these consonant blends in the next expedition.

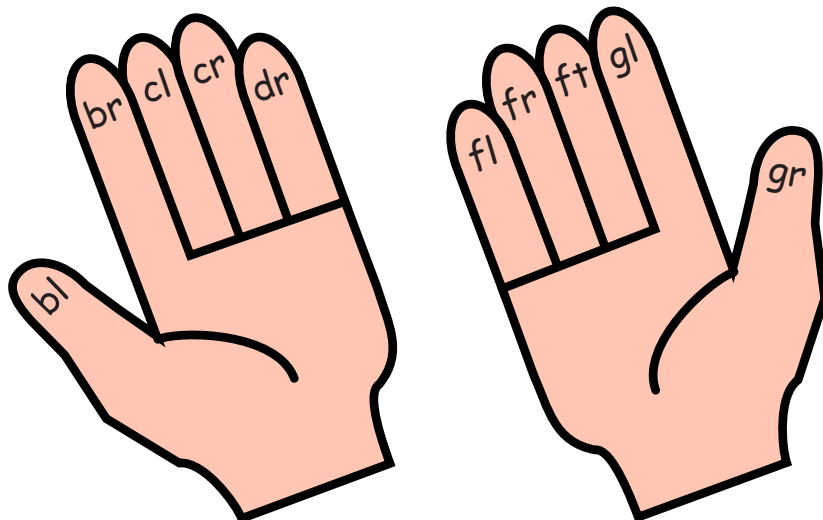
Taking a Closer Look - Sample Dialogue to Help Direct Your Course

Tour Guide: "We're going to learn more consonant blends today. Let's cut out the new group of flash cards and then we'll sound them out one by one."

Reader: "Okay."

Tour Guide: "There are ten sounds in all. Maybe we can write each blend on your ten fingertips with washable marker! Then as we learn them together you can count how many you have mastered!"

Reader: "Cool - that sounds like fun!"



Female elephants lead elephant herds. The female leader in the herd is called the "matriarch".

This learning technique is a great way for readers to keep on learning even after the lesson is over.



What You'll Need to Pack for the Safari



You will need Flash Card Set 9 and loud applause for good responses!

Results to Achieve During Your Expedition



The student will imitate the sound of the consonant blends "bl", "br", "cl", "cr", "dr", "fl", "fr", "ft", "gl" and "gr", and will be able to say those same consonant blends independently.




Jungle Journal

Accomplished with Excellence	Expedition Activities:
	Reader imitates "bl" sound, modeled by Tour Guide
	Reader imitates "br" sound, modeled by Tour Guide
	Reader imitates "cl" sound, modeled by Tour Guide
	Reader imitates "cr" sound, modeled by Tour Guide
	Reader imitates "dr" sound, modeled by Tour Guide
	Reader imitates "fl" sound, modeled by Tour Guide
	Reader imitates "fr" sound, modeled by Tour Guide
	Reader imitates "ft" sound, modeled by Tour Guide
	Reader imitates "gl" sound, modeled by Tour Guide
	Reader imitates "gr" sound, modeled by Tour Guide
	Reader says "bl" sounds from flash card independently
	Reader says "br" sounds from flash card independently
	Reader says "cl" sounds from flash card independently
	Reader says "cr" sounds from flash card independently
	Reader says "dr" sounds from flash card independently
	Reader says "fl" sounds from flash card independently
	Reader says "fr" sounds from flash card independently
	Reader says "ft" sounds from flash card independently
	Reader says "gl" sounds from flash card independently
	Reader says "gr" sounds from flash card independently
	Reader completes Funsheets (instructions to be read by Tour Guide)
	Reader draws a star on the Safari Success Trail, in space number 30 (check off Jungle Journal in the backpack to advance)





Blends with "b"

Draw a line from the pictures to their beginning sounds, shown in the pink triangles in the middle of the page.





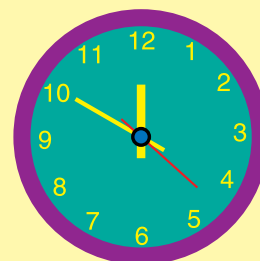

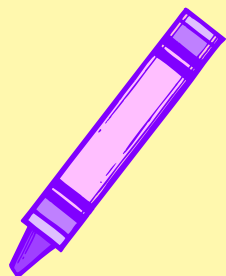


bl

br




Blends with "c"

Circle the items below that begin with the "cl" blend. Underline the items that begin with the "cr" blend. Place an "x" over the items that do NOT begin with the "cl" or "cr" blend.






Do you hear the "cl" sound in the name of this picture? Color the clown!





Circle the beginning consonant blend
for each of the pictures below.


dr	ch
	
gr	th

fr	th
	
cl	fl

ch	fr
	
fl	dr

cr	cl
	
dr	wh

ch	fl
	
fr	sh

gl	gr
	
th	ch