


# Reading Consonant Blends - Group 2



You're reading with...



the elephants!

## Getting Ready - A Broad View of the Landscape Before You Begin



What's the weather outside today? Is it sunny or rainy, snowy or blustery? What does the weather have to do with reading, anyway? We've tried to combine important "readiness" concepts throughout the Expeditions to Excellence system that are fundamental to every child's development. Some of these you've already encountered - the months of the year (the *Twelve Months of the Year* song), and the ability to talk about addresses, phone numbers and important personal information, especially in the case of an emergency (the *Where Do You Live?* song). You'll be introduced to a number of other such topics on future expeditions. It's important that every elementary school student knows how to discuss days of the week, months of the year, the weather of the day, colors, shapes and personal safety information. We've incorporated these ideas into the themes of the power readers, put them to music, and have included them in Conversation Station at the conclusion of the stories. Your child will love singing along with the music, as he or she learns some of these concepts.



During this expedition, *The Weather Song* is part of the discussion at the conclusion of Power Reader 12 entitled, *A Rainy Day Surprise*. Naturally, the book has been designed to reinforce words containing the consonant blends in the lesson. But the story takes place on a wet and rainy day, which presents a terrific opportunity to talk about weather. Ask your reader to close his or her eyes and imagine a frigid winter's day with the smell of hot chocolate wafting in the air, or a sunny day at the beach with the sound of seagulls in the distance and the smell of salt in the air. Pretend to be in a thunderstorm with the sound of rain pounding on the rooftop or imagine the wind gripping the back porch door, making it swing on its hinges and slam shut with a bang. These are the moments that make the reading experience extraordinary and create an atmosphere of fun and interest.

This expedition will teach the words that include the consonant blends mastered in Expedition 30 (Group 2). You will need to turn to *The Reading Place* page 117. Show your reader the consonant blends he or she has just learned. They are featured in the boxes at the top of each word list in the section.

One at a time, help your safari mate to blend the words on the first word list. Then, encourage your reader to read them independently. Continue in this manner until all of the word lists are mastered, including the sight words.

Your safari mate should begin reading Power Reader 12 after all previous items are mastered. At the end of the story, listen to *The Weather Song*.

Can you imagine a baby the size of a professional football player? That's how large baby elephants are! They are about 250 pounds when they are born. All of the females in the herd protect the elephant babies. An elephant baby is called a calf.

What's the weather outside today?



## Taking a Closer Look - Sample Dialogue to Help Direct Your Course


**Tour Guide:** "Do these consonant blends in the boxes look familiar?" (The Tour Guide shows the reader *The Reading Place* list for this expedition.)

**Reader:** "We have just learned these!"

**Tour Guide:** "That's right! And, since you're so good at blending words, this next expedition won't be hard for you! How many stickers have you earned by now?"

**Reader:** "Thirty!"

**Tour Guide:** Wow! You're a reading genius! There's a book with this expedition. It's called *A Rainy Day Surprise*. It's about a surprise inside of a box, but probably not the kind of surprise you've ever found in one of your boxes. Wait until you see what the surprise is!"



### More Tips... for Tour Guides

Using any standard coloring book, code different parts of an image with mastered words from *The Reading Place*. Then, provide a "color key" at the bottom of the picture. For example, the color key might indicate to color:

long  $\bar{a}$  words



short  $\bar{u}$  words



long  $\bar{i}$  words




short  $\bar{e}$  words




long  $\bar{e}$  words



This is a great way to review past concepts. It can be adapted to almost every expedition on your phonics safari, including consonant blends.



### The Weather Song



What's the weather outside today?  
What's the weather?  
Open up the window!  
What's the weather outside today?

Is the sun shining hot and warm?  
Are the clouds so high, white and gently rolling?  
Or, is the wind blowin' up a storm?  
Is it cold out there?  
Is it raining? Is it snowing?

What's the weather outside today?  
What's the weather?  
Open up the window!  
What's the weather outside today?

## What You'll Need to Pack for the Safari



You will need *The Weather Song* (track 14), *The Reading Place* (pages 117-124), Power Reader 12 entitled, *A Rainy Day Surprise*, an imaginary umbrella and imaginary sunglasses.

## Results to Achieve During Your Expedition



The reader will be able to correctly read all of the words beginning with "bl", "br", "cl", "cr", "dr", "fl", "fr", "ft", "gl" and "gr", listed in *The Reading Place*, and will read Power Reader 12, entitled *A Rainy Day Surprise*.

Jungle Journal	
Accomplished with Excellence	Expedition Activities:
	Reader reads "bl" words correctly in <i>The Reading Place</i> , page 118
	Reader reads "br" words correctly in <i>The Reading Place</i> , page 118
	Reader reads "cl" words correctly in <i>The Reading Place</i> , pages 118-119
	Reader reads "cr" words correctly in <i>The Reading Place</i> , page 119
	Reader reads "dr" words correctly in <i>The Reading Place</i> , page 120
	Reader reads "fl" words correctly in <i>The Reading Place</i> , pages 120-121
	Reader reads "fr" words correctly in <i>The Reading Place</i> , page 121
	Reader reads "ft" words correctly in <i>The Reading Place</i> , pages 121-122
	Reader reads "gl" words correctly in <i>The Reading Place</i> , page 122
	Reader reads "gr" words correctly in <i>The Reading Place</i> , pages 122-123
	Reader reads sight words for Power Reader 12 correctly in <i>The Reading Place</i> , page 123
	Reader "makes tracks" with practice sentences on page 124 of <i>The Reading Place</i>
	When all items are mastered on this expedition, it is time to read Power Reader 12
	Reader reads Power Reader 12 entitled, <i>A Rainy Day Surprise</i>
	Completes the section entitled Conversation Station at the back of Power Reader 12
	Reader listens to <i>The Weather Song</i> on track 14 of the CD
	Reader completes Funsheets (instructions to be read by Tour Guide)
	Reader draws a star on the Safari Success Trail, in space number 31 (check off Jungle Journal in the backpack to advance)



Can you find the words listed at the bottom of the page in this puzzle? You may need to ask your Tour Guide for help doing this one! There are hints hidden in the puzzle. Circle the words at the bottom as you uncover them!

x	y	f	l	o	p	z	a	b	c	r	i	b
c	d	f	h	j	k	i	l	m	r	s	t	u
l	c	r	e	e	p	z	p	q	g	v	c	w
f	e	g	p	x	y	n	o	o	l	z	r	x
r	q	m	z	r	m	x	m	y	a	m	e	r
o	s	r	z	d	r	i	v	e	z	u	a	t
g	s	t	t	x	g	f	x	e	e	p	m	s
g	x	p	f	r	v	y	h	d	a	b	x	t
a	d	f	l	a	e	f	l	a	t	c	u	v
r	r	q	g	r	i	l	l	y	z	p	b	w
y	a	t	s	n	s	o	p	x	y	t	r	x
m	p	r	c	b	r	a	i	d	p	z	i	z
b	e	m	l	p	p	j	v	j	q	s	d	r
x	c	j	k	t	h	o	e	c	r	i	e	s
g	d	n	s	o	r	v	q	l	k	a	o	x
r	x	k	d	n	x	k	u	a	x	s	k	z
o	s	q	r	w	t	h	w	s	h	r	v	h
a	w	z	u	q	z	r	n	h	e	o	e	z
n	n	s	m	f	s	e	o	z	h	z	p	o

creep  
drape  
groan

cream  
crib  
clash


frog  
glaze  
flat

drive  
braid  
grill

bride  
drum  
flop



Read the sentences below and color the picture.



The boat is red.

The sea is blue and green.

The sails are tan and white.

Add some fish and a sun.

# Hop 'n Holler!



This fun-filled game of consonant blend hopscotch can be played outside. Using some sidewalk chalk, design a hopscotch outline, and write one of the more challenging words from this expedition inside each of the blocks. Be sure to write only one word per block. Before the child can jump on the words in front of him or her, the child must shout the words out loud. Once the first set of words has been mastered, draw a new hopscotch outline and write some new words. Here's one example of what your hopscotch outline might look like. You can also play fingertip hopscotch! Just create your hopscotch grid on paper and pretend to hop with your fingers as though you are outside!



freak	raft
flame	
dream	drove
crime	
clean	crate
clash	
brake	clap
bless	