



Saying Consonant Blends - Group 4

You're reading with...



the monkeys!

Getting Ready - A Broad View of the Landscape Before You Begin



While teaching consonant blends, continue to take time during the expeditions to incorporate the music from previous expeditions and concepts. Encourage your safari mate to read mastered power readers to siblings, friends, relatives and teachers. Such opportunities bolster a reader's self-confidence and sense of accomplishment.

For this expedition, follow the same procedure as you have followed before. You and your reader are doing great!

Find the consonant blends for this expedition ("st", "sw", "tr", "tw", "qu", "spl", "spr", "scr", "str", "squ", "shr") in Flash Card Set 12. You will notice that some of these new blends have three letters. Don't be intimidated! The three-letter blends are no more difficult than the blends with two letters. As your reader learns to look at consonant blends isolated on the flash cards (not within words) he or she will be able to compartmentalize those blends when they appear in words. Ultimately, that ability will enable him or her to decode more complicated words and spell out new words more easily.

Looking at the cards one at a time, model the sound of the consonant blend. The reader should repeat the sound after you. Continue to do this, until you feel that he or she is ready to "read" the sounds from the cards, without the benefit of hearing the sound modeled first. When your reader has mastered the sounds independently, he or she is ready to read words containing these sounds in the next expedition.

Taking a Closer Look - Sample Dialogue to Help Direct Your Course

Tour Guide: "You are really a reading star! 'Star' has one of the consonant blends we're going to learn on this expedition...the sound of 's' combined with the sound of 't' ('st'). Have you ever made a wish on a star?"

Reader: "No. (Or, yes)."

Tour Guide: "Let's close our eyes and pretend that we're under the baobab tree at night looking up at the night sky. Pretend we've built a campfire with all of the people on our safari and we're looking at the beautiful stars and making wishes. What are you wishing for? What are our safari friends wishing? Of all the people in our camp, who is the very best reader?"

(Tour Guide and reader spend some time imagining together)

Tour Guide: Now it's time to make a wish for a very good expedition. Today we're learning ten new blends. I know you'll learn them with no trouble at all! Let's try learning five blends at a time.



Make a wish for a fabulous expedition!

Monkeys can use objects as tools, just as people do. They use rocks as hammers to open up nuts and they use twigs and branches to poke open nests of insects to eat.



More Fun... for Friends

Reading time shouldn't always be limited to the sofa, the desk or a chair. Establish routine times to "read and feed"...reading picnics that can take you and your safari mate to the park, the patio, the backyard or even just the kitchen or playroom floor. Spread out a picnic cloth, make some snacks or sandwiches and grab a great book. You might even want to ask your local librarian for suggestions of books with corresponding themes such as:



The Very Hungry Caterpillar

There Was an Old Lady Who Swallowed a Fly

Cocoa Ice

Lions at Lunchtime

Dingoes at Dinnertime

If You Give a Moose a Muffin

Thanksgiving at the Tappletons

At Grammy's House

Green Eggs and Ham

Aliens for Breakfast

Blueberries for Sal

Cloudy With a Chance of Meatballs

Stone Soup

Ten Apples Up On Top

Bread and Jam for Frances

"Read and Feed" is guaranteed to be a favorite time for your reader!



What You'll Need to Pack for the Safari



You will need Flash Card Set 12, imagination and the courage to tackle three-letter blends!

Results to Achieve During Your Expedition




The reader will imitate the sound of the consonant blends "st", "sw", "tr", "tw", "qu", "spl", "spr", "scr", "str", "squ" and "shr" and will be able to read and say those same consonant blends independently.

Jungle Journal

Accomplished with Excellence	Expedition Activities:
	Reader imitates "st" sound, modeled by Tour Guide
	Reader imitates "sw" sound, modeled by Tour Guide
	Reader imitates "tr" sound, modeled by Tour Guide
	Reader imitates "tw" sound, modeled by Tour Guide
	Reader imitates "qu" sound, modeled by Tour Guide ("kw")
	Reader imitates "spl" sound, modeled by Tour Guide
	Reader imitates "spr" sound, modeled by Tour Guide
	Reader imitates "scr" sound, modeled by Tour Guide
	Reader imitates "str" sound, modeled by Tour Guide
	Reader imitates "squ" sound, modeled by Tour Guide
	Reader imitates "shr" sound, modeled by Tour Guide
	Reader says "st" sounds from flash card independently
	Reader says "sw" sounds from flash card independently
	Reader says "tr" sounds from flash card independently
	Reader says "tw" sounds from flash card independently
	Reader says "qu" sounds from flash card independently
	Reader says "spl" sounds from flash card independently
	Reader says "spr" sounds from flash card independently
	Reader says "scr" sounds from flash card independently
	Reader says "str" sounds from flash card independently
	Reader says "squ" sounds from flash card independently
	Reader says "shr" sounds from flash card independently
	Reader completes Funsheets (instructions to be read by Tour Guide)
	Reader draws a star on the Safari Success Trail, in space number 34 (check off Jungle Journal in the backpack to advance)

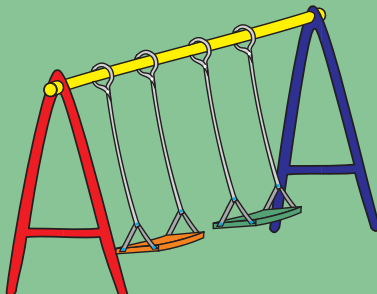


Each of these pictures shows one of the four seasons. Can you name each season?
Which season begins with "spr"?





str st sh



tw sw st




tr tw th

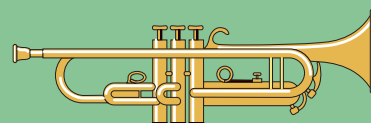
Circle the sound that is heard at the beginning of the things pictured below.



tr qu tw



sw st str



tw tr th

Did you know... "st" is the beginning sound of this shape?



Have fun doing this maze.
Everyone knows you are a star!

