



Reading Consonant Blends - Group 4

You're reading with...



the monkeys!

Getting Ready - A Broad View of the Landscape Before You Begin



Chug. Chug. Chug. You may feel as if you are on a track of consonant blends that has no end! Relax. You are almost through Group 4 and you have only two more groups to go.

The power reader in this expedition is about a train rolling down a real train track. It's called *A Steam Train*, and it incorporates all of the words your reader will master, while on this safari expedition.

The Reading Place awaits, with new words to conquer. The blended sounds from Reading Expedition 34 appear in the boxes at the top of each word list. Review the sounds in the boxes, and then proceed to reading the words on each list and the practice sentences at the end of the section. Remember to emphasize the One Vowel Rule and the Two Vowel Rule when blending the letters.

After completing the tasks in *The Reading Place*, hop on board *The Reading Express*, a fun board game featured in this folder. This game will reinforce the new words mastered by your safari mate. The directions to the game are on the adjoining page.



Taking a Closer Look - Sample Dialogue to Help Direct Your Course

Tour Guide: "All aboard *The Reading Express*! Choo, Choo!"

Reader: "What's *The Reading Express*?"

Tour Guide: "It's a fun game we can play when you learn the words on our next lists. We also have a new book called *A Steam Train*. Would you like to pretend you're the engineer on the train and be in charge of teaching me the words? Then, I'll be the train engineer and we'll review them together."

Reader: "That sounds like fun - all aboard!"



Monkeys are such smart animals; people who study them can teach them sign language in certain settings!



More Tips... for Tour Guides

Pencil grip, posture and paper position...are three important "p" words to always keep in mind. Even if your reader isn't a writer yet, there are some things you can do to establish good penmanship skills, even at a very young age. Encourage your child to always hold the pencil properly, and to keep his or her paper slightly tilted in the proper direction. Coloring with colored pencils (held properly), instead of crayons, will reinforce these important skills, while your child is having fun at the same time.



What You'll Need to Pack for the Safari



You will need Flash Card Set 13 (to play the game featured in this folder), *The Reading Place* (pages 133-140), Power Reader 14 entitled, *A Steam Train*.

Results to Achieve During Your Expedition




The reader will be able to correctly read all of the words beginning and ending with "st", "sw", "tr", "tw", "qu", "spl", "spr", "scr", "shr", "str" and "squ", shown in *The Reading Place*, and will read Power Reader 14, entitled *A Steam Train*.

Jungle Journal

Accomplished with Excellence	Expedition Activities:
	Reader reads "st" words correctly in <i>The Reading Place</i> , page 134
	Reader reads "sw" words correctly in <i>The Reading Place</i> , page 135
	Reader reads "tr" words correctly in <i>The Reading Place</i> , pages 135-136
	Reader reads "tw" words correctly in <i>The Reading Place</i> , page 136
	Reader reads "qu" words correctly in <i>The Reading Place</i> , page 136
	Reader reads "spl" words correctly in <i>The Reading Place</i> , page 136
	Reader reads "spr" words correctly in <i>The Reading Place</i> , page 137
	Reader reads "scr" words correctly in <i>The Reading Place</i> , page 137
	Reader reads "shr" words correctly in <i>The Reading Place</i> , page 137
	Reader reads "str" words correctly in <i>The Reading Place</i> , page 138
	Reader reads "squ" words correctly in <i>The Reading Place</i> , page 138
	Reader reads sight words for Power Reader 14 correctly in <i>The Reading Place</i> , page 139
	Reader "makes tracks" with practice sentences on page 140 <i>The Reading Place</i>
	When all items are mastered on this expedition, it is time to read Power Reader 14
	Reader reads Power Reader 14 entitled, <i>A Steam Train</i>
	Completes the section entitled "Conversation Station" at the back of Power Reader 14
	Reader completes Funsheets (instructions to be read by Tour Guide)
	Reader draws a star on the Safari Success Trail, in space number 35 (check off Jungle Journal in the backpack to advance)

If you have learned to read words with the consonant blend "st", then you can follow the maze to "stop". Use a pencil, and take your time.

Start
Here ↓



Connect the words on the left with the pictures on the right.

steam




tree



nest



swim



sweep




train

quill



The Reading Express!




Directions - For 2 - 4 players

Hop on board the "Reading Express"! Mrs. Wu and her grandson are reading some of their favorite books, but some of the words are missing! Oh, no! It's a good thing The Reading Express is coming their way. This train will carry the missing words along the track and deliver them to the station. Here's how:

1. Get Flash Card Set 13. These cards are each numbered with a 1, 2 or 3. Shuffle them and place them between the players, face down. You will want to keep these cards in an envelope or small plastic bag after you cut them out. Many other board games will use this same set of cards. The player who is youngest will go first.
2. The players each select a game piece to place on the train. (Use coins, buttons or any suitable objects for game pieces.) The first player draws a card from the pile and moves forward the corresponding number of spaces. The player reads each of the words along the way as well as the word on which he or she lands. The remaining players follow, in turn. The cards are discarded in a pile, face up, next to the deck and may be reshuffled and put face down again if they become used up. The first player to reach "stop", wins. (A player must reach "stop" on an exact number. If he or she does not draw the exact number needed to reach "stop", he or she must read all of the words on the track and forfeit the turn until the correct card is drawn.)



The Reading Express!



rust

quote

stand

sweet

test



scram

best

true

pest

still

gust



list

stress

trek

spree

swam

strike

lost

staff

screach

swell

dust