



# Saying Consonant Blends - Group 5

You're reading with...



the monkeys!

## Getting Ready - A Broad View of the Landscape Before You Begin



Some consonant blends and digraphs have silent letters. In fact, one of the very first letter combinations we introduced was "wh", which, of course, has a silent "h". In this expedition, several letter combinations have silent letters. Specifically, these are "wr", "kn" and "gn". Some of the blends appear at the ends of words, such as "lt", "lk" and "mp". The combination "ph" is special because it is pronounced "fff". The "ph" blend can appear at the beginning and at the end of words. Follow the steps outlined below to teach these new sounds.

- Step 1 Find the consonant blends and digraphs for this expedition ("thr", "ph", "wr", "kn", "gn", "lt", "lk", "mp") in Flash Card Set 14. One at a time, model the sound of each letter combinations for your child. The reader should repeat the sound after you. Continue to do this, until you feel that the reader is ready to "read" the sounds from the cards, without the benefit of hearing the sound modeled first.

## Taking a Closer Look - Sample Dialogue to Help Direct Your Course

**Tour Guide:** "Do you remember when we learned about silent 'e'?"

**Reader:** "Yes."

**Tour Guide:** "What does silent 'e' do? Do you remember what the song says?"

**Reader:** "It sleeps at the end of a two-vowel word."


**Tour Guide:** "That's right! And do you remember what the Two Vowel Rule says about the second vowel?"

**Reader:** "It says it doesn't say anything. It listens to the first vowel sing."

**Tour Guide:** "You are so smart! You remember the words of the songs, don't you?"

**Reader:** "Um-hmmm."

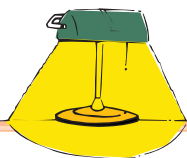
**Tour Guide:** "Sometimes, consonants can be just like silent vowels. The consonant blends in this next expedition have some consonant letters that 'sleep' and don't say anything when they are paired with certain letters, just as our silent vowels did. I'll show you what I mean." (The Tour Guide shows the eight flash cards to his or her reader, and begins the activity, first modeling the sounds and pointing out the silent letters.)



ph

(makes the same sound as the letter "f")


Set 14



mp

Set 14

lk

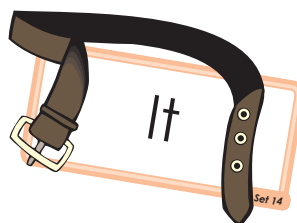


Set 14



thr

Set 14



lt

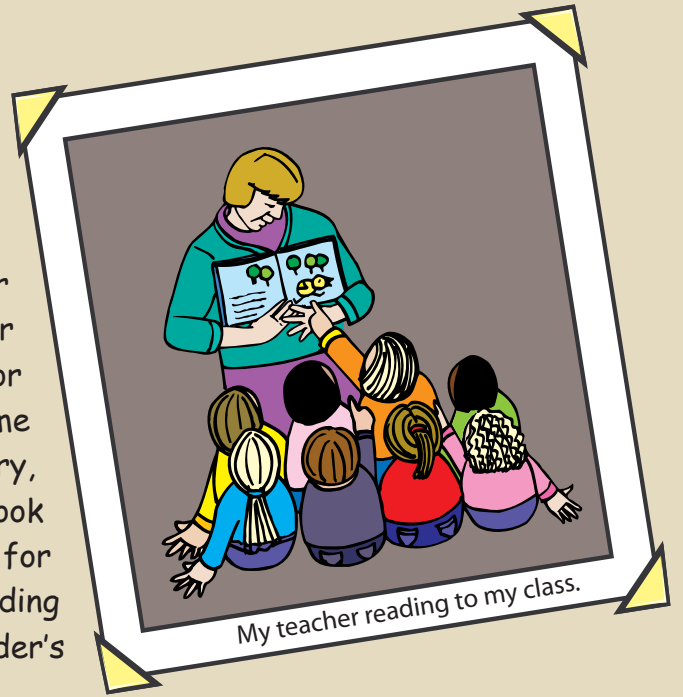
Set 14

Monkeys eat mostly plants and insects, but occasionally, they will eat meat as well.



**More Fun...  
for Friends**

Capture the moments of learning forever in a reading scrapbook! Remember to take photographs all through the learning process. Memorialize pictures of Addy reading her power readers or of Juan earning a new sticker on his Safari Success Trail. When Grandma or Grandpa is reading a storybook at bedtime or Mom and Dad take a trip to the library, have the camera nearby. A reading scrapbook not only preserves these important times for posterity, it underscores how special the reading process is and how proud you are of your reader's accomplishments.



## What You'll Need to Pack for the Safari



You will need Flash Card Set 14, silent patience and understanding.

## Results to Achieve During Your Expedition



The reader will imitate the sound of the combinations "thr", "ph", "wr", "kn", "gn", "lt", "lk" and "mp", and will be able to read those same consonant blends independently.

**Jungle Journal**


Accomplished with Excellence	Expedition Activities:
	Reader imitates "thr" sound, modeled by Tour Guide
	Reader imitates "ph" sound, modeled by Tour Guide
	Reader imitates "wr" sound, modeled by Tour Guide
	Reader imitates "kn" sound, modeled by Tour Guide
	Reader imitates "gn" sound, modeled by Tour Guide
	Reader imitates "lt" sound, modeled by Tour Guide
	Reader imitates "lk" sound, modeled by Tour Guide
	Reader imitates "mp" sound, modeled by Tour Guide
	Reader says "thr" sounds from flash card independently
	Reader says "ph" sounds from flash card independently
	Reader says "wr" sounds from flash card independently
	Reader says "kn" sounds from flash card independently
	Reader says "gn" sounds from flash card independently
	Reader says "lt" sounds from flash card independently
	Reader says "lk" sounds from flash card independently
	Reader says "mp" sounds from flash card independently
	Reader completes Funsheets (instructions to be read by Tour Guide)
	Reader draws a star on the Safari Success Trail, in space number 34 (check off Jungle Journal in the backpack to advance)

**NICE GOING!**




The items below all begin with the sound of the "thr" blend. Look at each picture and practice saying the names of the pictures out loud. Hear yourself say the "thr" sound in each name.


"thr" as in...



**thread**



**throne**



**three**




Take a look at the words that you can make with the consonant blends you have learned. See if you can sound out these words and connect them with a matching picture.

ve st

mi lk

gra ph

la mp






Sometimes when certain letters are mixed together they make a totally new sound! Look at the blends in the circles and the pictures next to them. See if you can connect the blends in the circles to the letters in the squares that they sound like.



(as in phone)

ph


n



(as in wreath)

wr

r



(as in knot)

kn

f



(as in gnat)

gn

n