



# Saying Consonant Blends - Group 6

You're  
reading  
with...



the monkeys!

## Getting Ready - A Broad View of the Landscape Before You Begin



The six sounds outlined in this last group appear only at the end of words. They are somewhat challenging to say when they are isolated from the words in which they belong! Find the consonant blends for this activity ("nk", "ng", "ck", "nd", "nt", "dge") in Flash Card Set 15. One at a time, model the sound of the consonant blend for your reader. The reader should repeat the sound after you. Continue to do this, until you feel that the child is ready to "read" the sounds off of the cards, without the benefit of hearing the sound modeled first. Because these are more difficult to read when they are not within words, you may want to set your standard for perfection just a bit lower than usual. Your reader will catch on more quickly in the next expedition when these blends are presented on word lists.

## Taking a Closer Look - Sample Dialogue to Help Direct Your Course

**Tour Guide:** "We've made it to the last consonant blends! I am so proud of you! This last group are blends that only appear at the end of words. They're a little tricky to say, so I'll demonstrate these sounds first. Then, I'll say them again, along with you, okay?"


**Reader:** "Okay."

**Tour Guide:** "Then, just to make sure I'm saying them correctly, you can pretend you're the Tour Guide, and test me."

**Reader:** "I like doing that!"

**Tour Guide:** "I'll quiz you at the very end. We want to make sure you get a sticker - right?"

**Reader:** "Right! Sticker 38!"



Some monkeys use their tails to grasp things, while others use their tails for balance, while they climb and swing in trees.



## More Tips... for Tour Guides

Reading aloud to a child is so beneficial to him or to her! Reading aloud provides wonderful memories, creates a unique and special bond between reader and listener, and establishes a loving and lasting tradition to carry on to future generations. Most important of all, reading aloud to the child will ultimately make the child a better reader, too!



## What You'll Need to Pack for the Safari



You will need Flash Card Set 15 and gentle guidance.

## Results to Achieve During Your Expedition



The reader will imitate the sound of the consonant blends "nk", "ng", "ck", "nd", "nt" and "dge", and will be able to say those same consonant blends independently, when shown the consonant blends on flash cards.

Accomplished with Excellence	Expedition Activities:
	Reader imitates "nk" sound, modeled by Tour Guide
	Reader imitates "ng" sound, modeled by Tour Guide
	Reader imitates "ck" sound, modeled by Tour Guide
	Reader imitates "nd" sound, modeled by Tour Guide
	Reader imitates "nt" sound, modeled by Tour Guide
	Reader imitates "dge" sound, modeled by Tour Guide
	Reader says "nk" sounds from flash card independently
	Reader says "ng" sounds from flash card independently
	Reader says "ck" sounds from flash card independently
	Reader says "nd" sounds from flash card independently
	Reader says "nt" sounds from flash card independently
	Reader says "dge" sounds from flash card independently
	Reader completes Funsheets (instructions to be read by Tour Guide)
	Reader draws a star on the Safari Success Trail, in space number 38 (check off Jungle Journal in the backpack to advance)



# Mind Ticklers!

(Tour Guide reads these to the reader. Once the reader says the answer out loud, he or she should circle its ending sound.)

ng

Who lives in the castle with the queen?

nd

dge

What season comes after winter?

ng

nk

What color do you get if you mix red and white?

nd

# Mind Ticklers!

(continued)



ng

What sound does a duck make?



ck



dge

What do you cross to get over a river?



ch



nd

What hangs on a wall and tells time?

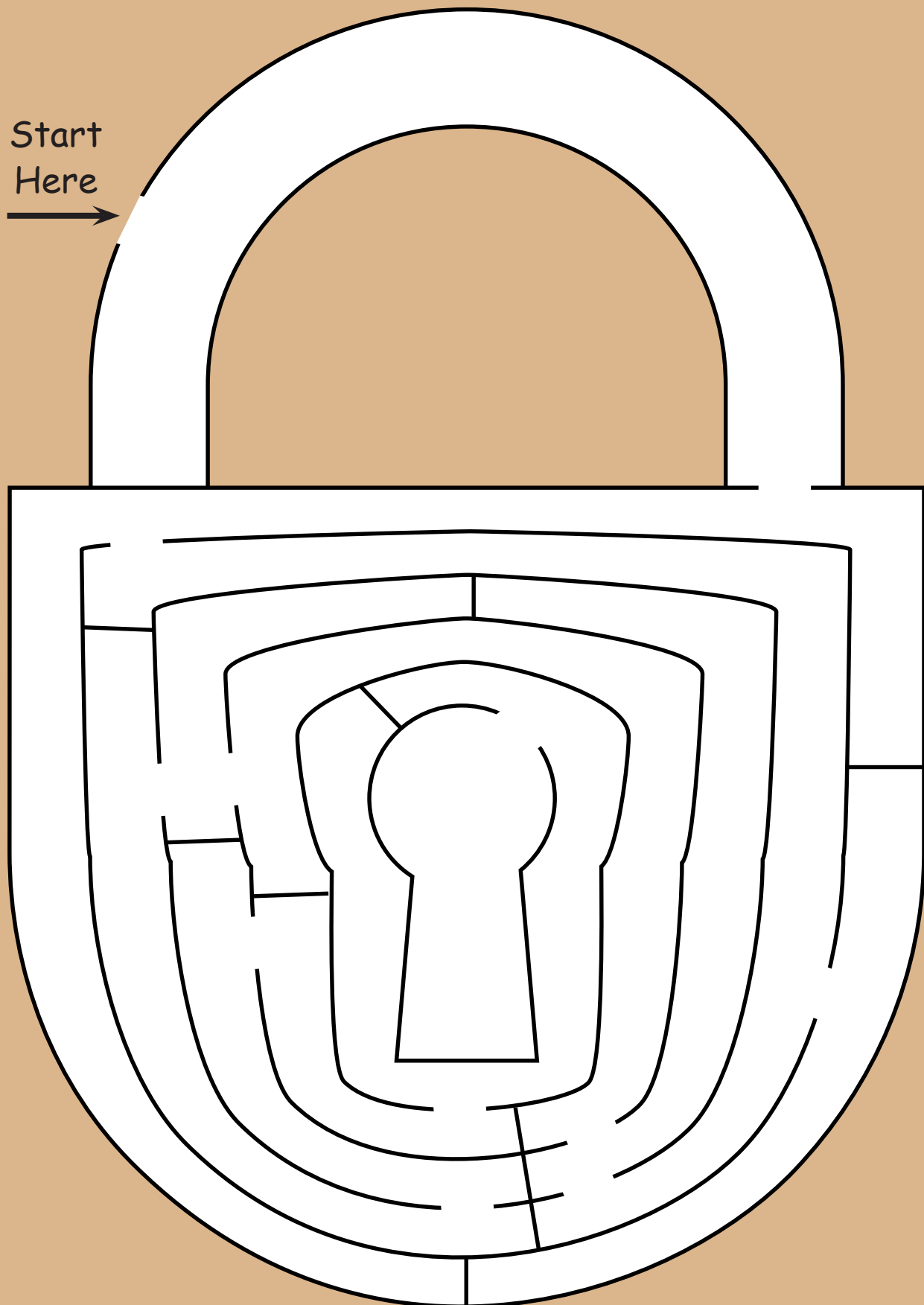


ck

Can you complete this maze? It shows something that ends with the "ck" sound. What is it?




Start  
Here






Have you ever gone camping? Here are some things you might see on a camping trip that contain the *ending* sounds you've just learned. Say the names of the items and listen for the consonant blend sounds shown under them.



nt



ck



nt



nk