



The Long and Short Sounds of Vowels

You're
reading
with...



the hippos!

Getting Ready - A Broad View of the Landscape Before You Begin



Now that the vowels have been identified, let's get to know them better! In Expedition 7, you and your reader will meet the vowels as you sing along with the letters in the *Meet the Vowels* song. In addition, you will enjoy being introduced to the long and short sounds of the vowels by listening to Audio Guide Lesson 4 on track 30 and to the *Long and Short Sounds* song. Sing along with the CD after you've listened to it together several times. The lyrics to both of the songs have been printed in this expedition.

The vowels are very special letters. They each have two sounds in words - a long sound and a short sound. Teach all of the long sounds first - they sound just like their names! Then, move on to the short sounds. They're a bit trickier, but your reader will soon have them memorized as well. After your reader learns the sounds, refer to Flash Card Set 5. Point out that the diacritical mark above long vowel sounds looks like this ($\bar{\quad}$). The diacritical mark above short vowel sounds looks like this ($\check{\quad}$). These marks occur only when we are learning what long and short sounds are. They are never present when vowels appear in words when we are reading. Have your reader say the vowel sounds in random order, using the Flash Cards in Set 5. For example, holding up the card, ask the question, "What does the long 'e' say?" or "What does the short 'a' say?", depending upon which card you are holding. The child should respond by saying, "long 'e' says 'e'" or "short 'a' says 'aah'." When he or she has mastered these skills for three consecutive learning sessions, you are both ready to move on to the next expedition.

Taking a Closer Look - Sample Dialogue to Help Direct Your Course

Tour Guide: "Do you remember what the five special letters of the alphabet are called?"

Reader: "Yes - they're called the vowels."

Tour Guide: "That's right. Today, we're going to learn more about why they are so very special. Remember when we learned all of the sounds of the letters?"

Reader: "Yes."

Tour Guide: "Some of the letters have two sounds.

'A' says 'a' and 'aah'

'E' says 'e' and 'eh'

'I' says 'i' and 'ih'

'O' says 'o' and 'ahhh'

'U' says 'u' and 'uh'

One of the reasons vowels are so special is that they each have two sounds! The first sound that they make is called a LONG sound (stretch arms out). That's the sound that is just like the names of the letters A-E-I-O-U. But the second sound they make is called a SHORT sound (bring outstretched hands together). Can you stretch your arms for the LONG vowels?"

Reader: (Stretches arms out to sides.)



Hippos like to stay
in the water during the day.
They graze on grasses at night.
They can hold their breath under
water for three to four minutes at
a time!




Tour Guide: "Good. Now bring your hands closely together for the short sound. These flash cards show us the mark or symbol for the long sound (-) and the mark for a short sound (~). The symbol for the long sound looks like your arms when they are stretched way out to the sides. The symbol for the short sound looks like our hands brought in close to our bodies and cupped upwards."

Reader: (Brings arms back and hands close together.)

Tour Guide: "We have two songs to learn that are going to teach us the sounds of the vowels. That's all we'll do today. Next time, we'll review the sounds together, using the flash cards for this expedition." (Tour Guide and reader listen to songs.)

Stretch your arms out for the long sound of the vowels.



Meet the Vowels



On our stage tonight we have a really big treat. Five young letters; A, E, I, O, U - They call themselves "The Vowels". Let's hear it for them!!!

A, E, I, O, U! A, E, I, O, U! We are "The Vowels",
Two sounds for you.
A, E, I, O, U! A, E, I, O, U! - We are "The Vowels",
And here's what we do:

We're the five special letters in the alphabet;
There's really something wonderful about us!
We make two sounds (not just one),
Because making sound is fun,
And you can't write a word without us!

A, E, I, O, U! A, E, I, O, U! We are "The Vowels",
And we're coming through!
A, E, I, O, U! A, E, I, O, U! We are "The Vowels",
And that's what we do.
Yeah, that's what we do!

Long and Short Sounds



Long and short, long and short sounds,
That's what the vowels say!
Long and short, long and short sounds,
That's what the vowels say!

The long sounds are easy;
They sound just like the letters.
"a - e - i - o - u".
Five long vowel sounds,
(Now, you know it's true.)

Long and short, long and short sounds,
That's what the vowels say!
Long and short, long and short sounds,
That's what the vowels say!

The short sounds may be tricky,
But I know that you can learn them.
Repeat after me.
Five short vowel sounds.
(Now listen carefully...)

"A" says "aaah" (child repeats, "a" says "aaah").
"E" says "eh" (child repeats, "e" says "eh").
"I" says "ih" (child repeats, "i" says "ih").
"O" says "ahhh" (child repeats, "o" says "ahhh").
"U" says "uh" (child repeats, "u" says "uh").
Five short vowel sounds. Now, sing it with me!

Long and short, long and short sounds,
That's what the vowels say!
Long and short, long and short sounds,
That's what the vowels say!

Long and short ("a" and "aaah").
Long and short ("e" and "eh").
Long and short ("i" and "ih").
Long and short ("o" and "ahhh").
Long and short ("u" and "uh").
That's what the vowels say!

What You'll Need to Pack for the Safari



Flash Card Set 5, Audio Guide Lesson 4 (on track 30 of the CD), the *Meet the Vowels* song (on track 5 of the CD), the *Long and Short Sounds* song (on track 6 of the CD) and your best singing voice.

Results to Achieve During Your Expedition




The reader will be able to tell the Tour Guide the long and short sounds of each of the vowels, "a, e, i, o, u" and will be able to sing along with the *Meet the Vowels* song and the "Long and Short Sounds" song. Also, reader will be able to recognize the symbols for the long (-) and short (~) sounds from Flash Card Set 5.

Jungle Journal


Accomplished with Excellence	Expedition Activities:
	Reader listens to Audio Guide Lesson 4 on track 30
	Sings along to <i>Meet the Vowels</i> song on track 5
	Sings along to <i>Long and Short Sounds</i> song on track 6
	Reader "reads" flash cards with diacritical marks for long and short sounds.
	Reader identifies long "a" sound - "a"
	Reader identifies long "e" sound - "e"
	Reader identifies long "i" sound - "i"
	Reader identifies long "o" sound - "o"
	Reader identifies long "u" sound - "u"
	Reader identifies short "a" sound, ("aah")
	Reader identifies short "e" sound, ("eh")
	Reader identifies short "i" sound, ("ih")
	Reader identifies short "o" sound, ("ahhh")
	Reader identifies short "u" sound, ("uh")
	Reader completes Funsheets (instructions to be read by Tour Guide)
	Reader draws a star on the Safari Success Trail, in space number 7 (check off Jungle Journal in the backpack to advance)

Meet the Vowels

The long vowels say their own name.



The short vowels say sounds that we need to learn.



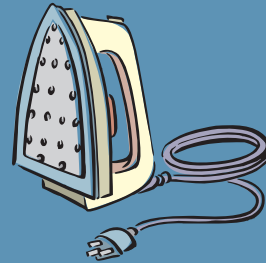
You can listen to these sounds demonstrated for you on track 30.



The Long Sounds of Vowels

Draw a line from the long sound of the vowel to the picture whose name begins with the same long vowel sound.


Long a




Long e



Long i



Long o



Long u



Images: iron, unicorn, oval, eagle, angel

The Short Sounds of Vowels



Draw a line from the short sound of the vowel to the picture whose name begins with the same short vowel sound.


Short




Short



Short



Short



Short



Images: umbrella, apple, octopus, envelope, Indian