



# Reading Irregular Vowel Combinations with "a"

You're  
reading  
with...



the giraffes!


## Getting Ready - A Broad View of the Landscape Before You Begin



Turn to page 155 in *The Reading Place* and follow the steps outlined below.

**Step 1** After practicing the sounds of the irregular vowel combinations from the previous expedition, you will teach your reader words containing the same combinations and sounds. As you have done in the past, help your safari mate to read the words on each word list. Help him or her to blend the letters together. As each list is mastered, move to the next one, until all of the lists are mastered, including the sight words. By following the *Jungle Journal*, you will be able to steer your reader toward each new accomplishment in the correct sequence.

**Step 2** At the conclusion of this expedition, you will find a new power reader. It is written using only mastered words. If your reader seems to have an unusual level of difficulty with any power reader, review those words that seem to pose consistent problems, and then return to the power reader once again. Always be sure to select a proper environment and time for reading together. Such an environment is one in which the child can properly attend to the task at hand, without distractions. Praise and encouragement should accompany the reading effort at all times. If possible, suggest that the reader entertain a younger sibling or grandparent with the books in this reading system. This will help to bolster self-confidence and will foster a sense of accomplishment.




**Step 3** Share the section at the back of each story entitled *Conversation Station*. These discussion points are designed to impart information to your reader, check for reading comprehension and provide a platform for important dialogue. The sequencing exercise is another way to test your reader's ability to recall the events in the story.

**Step 4** Corresponding Funsheets and games are provided with many expeditions to measure and strengthen understanding. You should find a time when you are available and present to help, if necessary, because most Funsheets may require someone to read directions or assist the reader in some other way. The Funsheets in many lessons also require your child's understanding of basic shape recognition. The child may, for example, wish to draw a square, circle, triangle, etc., around the correct answer.

Power Reader 17 introduces a young artist named Paul who loves to draw and paint. Lots of safari mates have talents in common with Paul. A knowledge of color and shapes is helpful when drawing a painting. In this expedition, two new songs are introduced - *The Shape Waltz* and *The Color Song*. You'll find the lyrics to both songs on the next page.

Giraffes have feet that are good for walking on dry, firm earth. Wet areas, rivers and lakes are boundaries for these long-legged creatures, because they are unable to cross the water easily.



**Tour Guide:** "Let's put irregular vowel sounds with 'a', inside words. Here's the list in *The Reading Place*. I spy some of them! Can you spy them too?"

**Reader:** "Let me see."

**Tour Guide:** "We'll say the sound in the box and sound out the words together. When you can read all the words here, Power Reader 17 will be ready for you! It's called, *A Day with Paul*. Paul is an artist who paints and draws many things. You like to paint don't you?"

**Reader:** "Yes! And draw, too!"


**Tour Guide:** "I'll bet there are many things on our word lists that you like to paint or draw. We'll read all about Paul and we'll see if he likes to paint the same things that you like to paint."



♪ ♪ The Color Song

So many colors shining in your eye!  
You can learn them all, if you give this song a try!  
It goes...  
Yellow as a lemon,  
Red as a rose,  
Green as a tree that grows and grows.  
Orange as a pumpkin,  
Purple as a grape,  
Blue as the water in a beautiful lake.  
Oh, pink is the color of a pig.  
Brown is the color of a bear.  
Look around you. Can't you see  
The colors shining everywhere?  
Silver as a quarter,  
Gold as a ring,  
Gray is the color that the elephants bring.  
Violet as a flower, and  
White as the moon up high,  
In the black night sky.  
So many colors in your eye!  
Oh, just give it a try.  
So many colors in your eye!  
Come on and give it a try.

The Shape  
Waltz



We are "The Shapes".  
We'd love to dance with you!  
So come along,  
And sing our song,  
And dance with our shapely crew!  
Oh, I am a square.  
I have four sides on me: no more.  
They're all the same size,  
And it's no surprise  
That it's square dancing I adore!  
Oh, I am a circle.  
I'm as round as round can be.  
I was made to roll  
And, as I go,  
I dance 'round and around, can't you see?  
Oh, I am a triangle.  
It's a lovely shape to be.  
I have three sides,  
And that is why  
It's the triangle waltz for me.  
Oh, I am a rectangle,  
Sort of like a square;  
But my two sides are smaller,  
While two sides are taller,  
But when I am dancing, I really don't care!  
Oh, we are "The Shapes".  
And now our dance is through!  
Thanks for coming along,  
And singing our song!  
Now, tell us, what kind of a shape are you?

## What You'll Need to Pack for the Safari



You will need *The Shape Waltz* (track 18), *The Color Song* (track 19), *The Reading Place* (pages 155-159) and Power Reader 17 entitled, *A Day with Paul*.

## Results to Achieve During Your Expedition



The child will learn to read words containing the following irregular vowel sounds: "aw", "ay", "au", "al", "air", "all" and "are."

# Jungle Journal

Accomplished with Excellence	Expedition Activities:
	Reader reads "aw" words correctly in <i>The Reading Place</i> , page 156
	Reader reads "ay" words correctly in <i>The Reading Place</i> , page 156
	Reader reads "au" words correctly in <i>The Reading Place</i> , page 157
	Reader reads "al" words correctly in <i>The Reading Place</i> , page 157
	Reader reads "air" words correctly in <i>The Reading Place</i> , page 157
	Reader reads "all" words correctly in <i>The Reading Place</i> , page 157
	Reader reads "are" words correctly in <i>The Reading Place</i> , page 158
	Reader reads sight words for Power Reader 17 correctly in <i>The Reading Place</i> , page 158
	Reader "makes tracks" with practice sentences on page 159 of <i>The Reading Place</i>
	When all items are mastered on this expedition, it is time to read Power Reader 17
	Reader reads Power Reader 17 entitled, <i>A Day with Paul</i>
	Completes the section entitled Conversation Station at the back of Power Reader 17
	Reader listens to <i>The Shape Waltz</i> song on track 18
	Reader listens to <i>The Color Song</i> on track 19
	Reader completes Funsheets (instructions to be read by Tour Guide)
	Reader draws a star on the Safari Success Trail, in space number 41 (check off Jungle Journal in the backpack to advance)



## Complete the Sentence!

Read the sentences. Circle the correct answer.

1. The fire is flat.  
Tim will need a \_\_\_\_\_ fire.  
stare spare stair
2. It is a nice day.  
Bob and Paul will \_\_\_\_\_ on the lawn.  
play pay pray
3. I see a hawk.  
It has long \_\_\_\_\_ .  
claws straws jaws
4. Stay here.  
Sit in this \_\_\_\_\_ .  
care chair stare
5. A chill is in the air.  
Put socks on those \_\_\_\_\_ feet!  
bay bare ball



Compound words are words that are made from combining two or more smaller words. See if you can say these new, larger words by adding together the two smaller words you've already learned.

soft + ball = softball

side + walk = sidewalk

stair + case = staircase

jaw + bone = jawbone


to + day = today

sun + day = Sunday

saw + dust = sawdust

way + side = wayside

main + stay = mainstay



Do you know the names of these shapes? Can you name the colors of each?

