



Reading Irregular Vowel Combinations with "i"

You're reading with...




the giraffes!

Getting Ready - A Broad View of the Landscape Before You Begin



Your little reading genius shouldn't have too many problems reading irregular vowel groupings with "i". You will find them on page 167 in *The Reading Place*. Power Reader 19 entitled, *The Blind Man* will introduce you and your safari mate to someone with a physical challenge in life, specifically, an inability to see. This is a good opportunity to discuss some of the challenges our fellow human beings may have, and how to help those in need. "Conversation Station" at the back of the story will help guide you in that conversation.



Follow these steps on your expedition:

- Step 1: Say the sounds pictured in the boxes at the top of *The Reading Place*, page 168.
- Step 2: Help blend the words in the lists below the boxes, one list at a time.
- Step 3: Read and learn the sight words indicated.
- Step 4: Practice the sentences on page 170 in *The Reading Place*.
- Step 5: Read Power Reader 19.
- Step 6: Do Conversation Station in the back of the power reader.



Taking a Closer Look - Sample Dialogue to Help Direct Your Course


Tour Guide: "That last expedition was easy for an awesome reader like you, wasn't it?"

Reader: "Yes! It was simple!"

Tour Guide: "Using those same sounds in words will be a breeze! Let's get going toward sticker number 45. We have a very special book to read. It's about someone who cannot see. He is blind. I think it will be a special time for us to sit and talk together."

Reader: "How do blind people read?"

Tour Guide: "They use a special system of letters that are raised on the surface, called *Braille*. (Tour Guide gets a piece of aluminum foil and puts a series of raised marks in it with a pencil point.) Here, close your eyes and feel these dots on the surface with your fingers. People who read Braille can recognize certain patterns of dots with their fingertips, much the same way you recognize letters with your eyes."



People who cannot see, still enjoy reading books!

The giraffe looks as if it has horns on the top of its head. Actually, it doesn't have horns at all. The giraffe has bones that stick up on the top of its head that are covered with skin and hair.



What You'll Need to Pack for the Safari



You will need *The Reading Place* (pages 167-170), Power Reader 19 entitled, *The Blind Man*, and a heart full of compassion to discuss the subject of people who have disabilities.

Results to Achieve During Your Expedition



The reader will learn to read words containing the sounds "ild", "ing" and "ind", and will read Power Reader 19 entitled, *The Blind Man*.

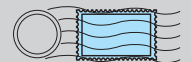
Jungle Journal

Accomplished with Excellence	Expedition Activities:
	Reader reads "ild" words (as in "wild") correctly in <i>The Reading Place</i> , page 168
	Reader reads "ing" words (as in "king") correctly in <i>The Reading Place</i> , pages 168-169
	Reader reads "ind" words (as in "kind") correctly in <i>The Reading Place</i> , page 169
	Reader reads sight words for Power Reader 19 correctly in <i>The Reading Place</i> , page 169
	Reader "makes tracks" with practice sentences on page 170 of <i>The Reading Place</i>
	When all items are mastered on this expedition, it is time to read Power Reader 19
	Reader reads Power Reader 19 entitled, <i>The Blind Man</i>
	Completes the section entitled Conversation Station at the back of Power Reader 19
	Reader completes Funsheets (instructions to be read by Tour Guide)
	Reader draws a star on the Safari Success Trail, in space number 45 (check off Jungle Journal in the backpack to advance)
	Reviews Expeditions 40-45 in <i>The Reading Place</i> , pages 155-170

Dear Safari Friends,

You've been doing a good job with those irregular vowel sounds! Remember, even though irregular vowels are a bit tricky, they're still your friends. It's now time to review all of the irregular vowel sounds you've mastered so far. Take some time to read through the word lists in *The Reading Place* for Expeditions 40-45. After that, you'll be hanging out with the leopards.

Congratulations on a job very well done!



Draw a line to match the words in the middle with the pictures on each side.



milking



mixing




kissing



fishing




pulling



eating


Circle the word that best completes the sentence.
Read the whole sentence with the new circled word.



Ken has a _____ fold on his head.
blind bland blend



This dog is not _____
kite kind kick



Spot likes to _____ bones with his teeth.
grand grind gold

The "ing" Thing!


For 2-6 players.

Use coins, buttons, jelly beans or anything else you prefer as game pieces. For this game, you will also need a pair of dice. If you do not have dice, you can use the set of "dice cards" instead. Just cut them out, shuffle them and place them face-down to select from a pile.

Meet the "ing" thing. All of his actions have "ing" at the end. You can help him travel from the beginning to the ending by rolling one of the dice. You may move forward by rolling a 1, 3 or 5. On any other number you must stay on your present space. You win when you reach the last block (you do not need to reach it on an exact roll). **As you progress forward on each block, you must read each of the "ing" words you pass.**




 rolling	 reading	 running	 kissing
 lifting	 falling	 sitting	 grinning
 seeing	 crushing	 cleaning	 yelling
 singing	 digging	 jumping	 standing



Beginning

The "ing" Thing!



Ending