



Saying Irregular Vowel Combinations with "o"

You're reading with...



the leopards!

Getting Ready - A Broad View of the Landscape Before You Begin



Don't give up! Don't give up! Irregular vowels are your friends in the end! That's our theme song throughout this series of expeditions. After your reader masters the irregular vowel groupings in this lesson, he or she will only have one more irregular vowel to learn (one with the vowel "u"). So, even though this list may look lengthy, you're almost through all of the irregular vowels.

Teach these next sounds according to the steps which you've used before and you'll be on your way to the next reading expedition! Let's review those steps.

Get your reader ready to learn this expedition by listening and singing along to the *Irregular Vowels* song found on track 17. Remind him or her that irregular vowels don't follow the rules - they're NOT regular! It's a good idea to review the songs on the CD that have been introduced in previous reading expeditions. Since irregular vowels are *exceptions to the rules*, remind your safari mate what those rules are! The rules still apply to most of the English language.

Flash Card Set 19 will get your expedition underway. This group of irregular vowel combinations is the largest group, so you may choose to divide it in half and teach it in two separate sessions. As with the previous irregular vowel expeditions, a sample word featuring each irregular vowel sound is indicated on each flash card.

Taking a Closer Look - Sample Dialogue to Help Direct Your Course

Tour Guide: "Let's listen to the audiotape so it can guide us through this next group of irregular vowels. Then, you be the Tour Guide and see if you can teach me, okay?"

Reader: "Okay!"

Tour Guide: "Here are the flash cards for our next group. Let's look at them together as we listen to the tape. One-by-one, you can quiz me on them. After that, we'll switch, and I'll quiz you."

Reader: "And I'll get sticker number 46!"



More Fun...
for Friends

Try this fun idea!



Have your reader pretend that he or she is one of the characters in a book you are reading. How does the character feel? What does the character dream about at night? If the character had one wish, what would it be? What does your reader imagine the character likes to eat? If the character were to meet your reader, what would that character think or feel about your reader? What would impress the character most?

Leopards hunt at night and rest in trees during the day.



What You'll Need to Pack for the Safari



You will need Flash Card Set 19, the music and equal parts of patience and enthusiasm.

Results to Achieve During Your Expedition



The reader will have an understanding of what an irregular vowel is, and will be able to independently demonstrate how to pronounce the following irregular vowel combinations: "old", "olt", "oy", "oi", "ost", "oo", "ow", "ou".

Jungle Journal

Accomplished with Excellence	Expedition Activities:
	Reader imitates "old" (as in "sold") sound, modeled by the Tour Guide
	Reader imitates "olt" (as in "colt") sound, modeled by the Tour Guide
	Reader imitates "oy" (as in "joy") sound, modeled by the Tour Guide
	Reader imitates "oi" (as in "boil") sound, modeled by the Tour Guide
	Reader imitates "ost" (as in "most") sound, modeled by the Tour Guide
	Reader imitates "oo" (as in "moon") sound, modeled by the Tour Guide
	Reader imitates "oo" (as in "look") sound, modeled by the Tour Guide
	Reader imitates "ow" (as in "cow") sound, modeled by the Tour Guide
	Reader imitates "ow" (as in "crow") sound, modeled by the Tour Guide
	Reader imitates "ou" (as in "soup") sound, modeled by the Tour Guide
	Reader imitates "ou" (as in "house") sound, modeled by the Tour Guide
	Reader says "old" sounds from flash card independently
	Reader says "olt" sounds from flash card independently
	Reader says "oy" sounds from flash card independently
	Reader says "oi" sounds from flash card independently
	Reader says "ost" sounds from flash card independently
	Reader says "oo" (as in "moon") sounds from flash card independently
	Reader says "oo" (as in "look") sounds from flash card independently
	Reader says "ow" (as in "cow") sounds from flash card independently
	Reader says "ow" (as in "crow") sounds from flash card independently
	Reader says "ou" (as in "soup") sounds from flash card independently
	Reader says "ou" (as in "house") sounds from flash card independently
	Reader completes Funsheets (instructions to be read by Tour Guide)
	Reader draws a star on the Safari Success Trail, in space number 46 (check off Jungle Journal in the backpack to advance)



Each of the words below has an irregular vowel sound with "o". Say them aloud with your Tour Guide.



ghost



books




soup



coins




spoon



gold

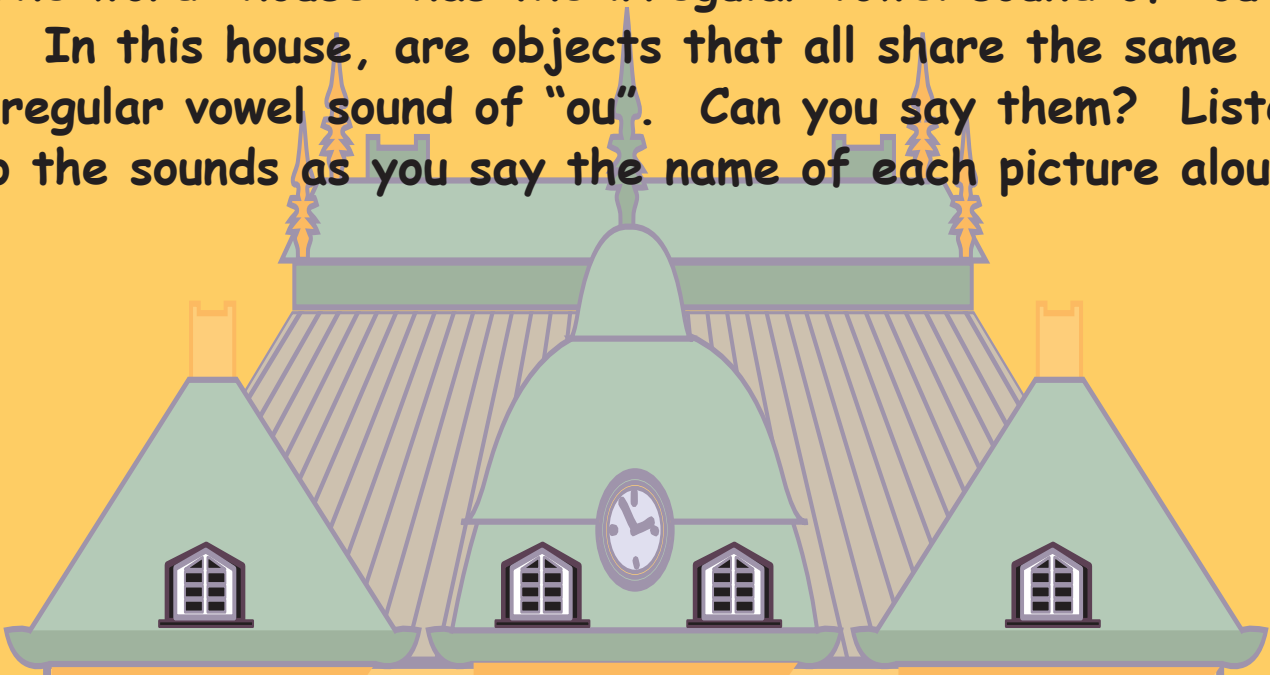
See what says "boo!". Connect the dots.




BOO!

The word "house" has the irregular vowel sound of "ou".

In this house, are objects that all share the same irregular vowel sound of "ou". Can you say them? Listen to the sounds as you say the name of each picture aloud.



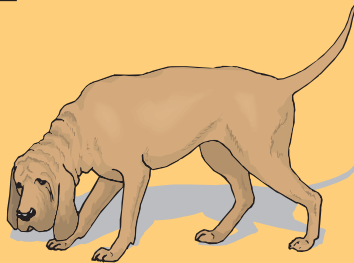
cloud




couch



scout



hound




mouse



trout



The irregular vowel grouping "ow" can be pronounced two different ways. Say the names of the items in the first group of pictures to hear the first sound of "ow". Say the names of the items in the second group of pictures to hear the second sound of "ow".



cow



owl



crown



clown



bow



crow



snow



row

