



Saying Irregular Vowel Combinations with "u"

You're reading with...



the leopards!

Getting Ready - A Broad View of the Landscape Before You Begin



It can't get much easier than this! There's only one item for irregular vowels with "u". It's "uy". It's pronounced like long "i", as in "guy" and "buy". Find "uy" in Flash Card Set 20.

Review this with your reader and then move to the next expedition.

Taking a Closer Look - Sample Dialogue to Help Direct Your Course

Tour Guide: "I think you're really going to like this expedition."

Reader: "Why?"

Tour Guide: "Because it only has one item to learn!"


Reader: "Hooray! What is it?"

Tour Guide: (Holds up flash card) "Here it is. It's the irregular vowel grouping 'uy'. It's pronounced 'i'. Can you say that?"

Reader: "Yes, 'i'."

Tour Guide: "We'll review it again ...on more time!"

Reader: "That was easy!"



More Tips... for Tour Guides

Visual Learner?

Is your child a visual learner? Many children are quite visually oriented. Of course, there seems to be no end of visual stimuli in today's world of computer games, video movies and cable television. How can reading a book possibly compete with such exciting and visually tantalizing alternatives? There are many excellent children's books on computer format today. There are also some terrific books made into videos. Try to make sure that the things that your child watches have some educational value. There are many options available that, while visually appealing to your child, provide opportunities to learn (and read) in the process. It takes a little extra effort, but the benefits are worth it.

Leopards are members of the cat family and roar just as lions do, but not quite as loudly.



What You'll Need to Pack for the Safari



You will need Flash Card Set 20 and Flash Card Set 13 (to play "How Now Brown Cow?", the game featured in this folder).

Results to Achieve During Your Expedition



The reader will have an understanding of what an irregular vowel is, and will be able to independently demonstrate how to pronounce the "uy" sound.

Accomplished with Excellence	Expedition Activities:
	Reader imitates "uy" (as in "guy") modeled by the Tour Guide
	Reader says "uy" sounds from flash cards independently
	Reader completes Funsheets (instructions to be read by Tour Guide)
	Reader draws a star on the Safari Success Trail, in space number 48 (check off Jungle Journal in the backpack to advance)

'Lights out early tonight. Tomorrow's expedition starts at dawn!

Read the sentences about planting grass.



Planting Grass

There are a few things you must know.

You will need to get some seeds.

Sow the seeds in good brown soil.
Sowing them may seem to be slow.

There is no need to plant them in a row!

Throw them around with your hands.

Rain and sun will make the seeds sprout!

Wow! Look! Bend down low!


Now look at what there is to show!

Shout out loud for joy!

Soon your grass will grow and grow.

Then, you will need to mow and mow!


Think of the fun you will have on your new, green grass.






Read the words below. Draw a picture of each item in the circle below its name.


book




hook



wood



foot



How Now Brown Cow?

(for 2-4 farm hands)

This is a game of farm living, with a bossy brown cow who makes the rules along the way. Players either please or displease the surly old brown beast, and get ahead or pay a price for their actions.




Unlike some of the other games and Funsheets in this reading system, this game board has been created and designed so that the reader can read every single word on the board, including all of the directions on each block. All of the words featured have been mastered in previous expeditions, and key words for this game's concept are those words that contain the irregular vowel sound of "o" in "ow" (as in cow). Even the name of the game itself features four "ow" words. Here's how to play.

1. Each farm hand (player) selects a game piece and puts it on the upper left hand square with the picture of the rooster. Flash Card Set 13 (with the numbers 1, 2 and 3) should be shuffled and placed between the players, face down. The players select a card to determine who will go first. The player with the highest draw goes first. These cards are re-shuffled back into the deck and play can begin.
2. The first player draws a card and moves the number of spaces shown. The space on which he or she lands will feature either a gold "ow" word and a sentence about farm life, or a picture and an order from the brown cow. If the player lands on a space with a gold "ow" word, he or she should read the word and the sentence below it. If, instead, the player lands on a space with an order from the brown cow, he or she should read the instructions and follow them.
3. The game is over when a player reaches the last block of the game and shears the sheep.

Get ready to play and ask, "How now brown cow?"





The
cow
says...

"It's time to
play now!"

prowl

The fox
is on the
prowl.



The cow
needs to take
a long drink.
It says, "Stay
here and skip
one turn."



down

The man
sits down
to milk
the cow.



Wow! You have
picked the apples!
The cow says, "Move
ahead 1 space."

The cow likes
it when the
sheep are
sheared.



You win!

How Now Brown Cow?




The game where you do
what the cow says!

fowl

The
fowl lay
eggs.




The day is not
done. The
cow says,
"Read all of
the words that
are gold."



plow

This
man will
plow
the
ground.



crown

This hen has
a crown on
its head.



You are not doing your
job. The cow says,
"Move back 2 spaces."



growl

Do you know
if a cow can
growl?



brow

The hat
rested on
his brow.



town

Take the
hay to
town.




owl

This owl is
looking for a
mouse.



The cow is pleased
that you have baled
the hay. Move
ahead 1 space.



Oink, oink! The
pigs thank you for
some food. The
cow says, "Move
ahead 2 spaces."