



Reading Irregular Vowel Combinations with "u"

You're
reading
with...



the leopards!

Getting Ready - A Broad View of the Landscape Before You Begin



Turn to *The Reading Place*, page 179. There, you will find the section with two very lonely words for this expedition. Your safari mate will undoubtedly be ecstatic over the news! It's almost as good as a "free" sticker! Enjoy the break!

Use the extra time to go back and randomly review mastered expeditions. Pick a cool and comfy spot under the baobab tree to enjoy today's lesson!

Taking a Closer Look - Sample Dialogue to Help Direct Your Course

Tour Guide: "Remember how easy the last expedition was?"

Reader: "It was great!"

Tour Guide: "Well, this one's almost as easy. There are two words to learn - that's all! Do you think you can do that?"

Reader: "No problem!"

Tour Guide: "Here they are. What does 'uy' say?"

Reader: "i"

Tour Guide: "So let's blend these words, using the 'i' sound."

Together: "buy, guy"

Tour Guide: "That's all there is to it. Can you read them by yourself?"



Some leopards live in very cold mountain areas. The snow leopard has furry paws that guard it against cold conditions. It can leap across wide areas very well.



More Tips... for Tour Guides

Does your reader need extra encouragement to pick up a book? He or she is not alone! Just make sure that there are books readily available and accessible on his or her favorite topics. Some favorite topics often include dinosaurs, dolls, airplanes, dogs, cats and horses. The important thing is to zero in on what might interest your friend or safari mate. It's okay if he or she just looks at the pictures. The first goal is to stimulate an interest in books. The words and the reading will follow.

What You'll Need to Pack for the Safari



You will need *The Reading Place* (pages 179-181), and a big sigh of relief...this expedition is easy!

Results to Achieve During Your Expedition



The child will learn to read words containing the "uy" irregular vowel sound.

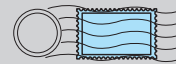
Jungle Journal

Accomplished with Excellence	Expedition Activities:
	Reader reads "uy" words as in "guy" correctly in <i>The Reading Place</i> , page 180
	Reader "makes tracks" with practice sentences on page 181 of <i>The Reading Place</i>
	Reviews past expeditions
	Reader completes Funsheets (instructions to be read by Tour Guide)
	Reader draws a star on the Safari Success Trail, in space number 49 (check off Jungle Journal in the backpack to advance)
	Reader reviews expeditions 47-49 in <i>The Reading Place</i>

Dear Safari Friends,

Can you believe you've mastered all of the words in this reading program that contain irregular vowels? That's something to really roar about! Next, you're going to be one of the cool cats in tiger territory. Make sure you're ready to read with the tigers by reviewing Expeditions 47 and 49 in *The Reading Place*. After that, you can stalk out your new words. You've earned your stripes!

See ya with the tigers!






Let's Review Irregular Vowel Combinations!

Read the sentences. Draw a line between the picture and the sentence it matches.

Jill sat with no toys.

Jill played with a lot of toys.



Max talked on the phone.

Max did not talk on the phone.

The kids played in the snow.

The kids will not play in the snow.




The boy threw the snow.

The boy rolled the ball of snow.

Let's Review Irregular Vowel Combinations!

Read the sentences. Draw a line between the picture and the sentence it matches.



The child took a walk with the doll.

The child read a book.

The guy was pointing down.

The guy pointed up.




The man waiting for the bus feels cold.

The man can not find his hat.

The clown sat in his chair.

The boy read a book in his bed.



Let's Review Irregular Vowel Combinations!



Read the sentences. Draw a line between the picture and the sentence it matches.

The boy sat down in his seat.

The boy jumped up in the air with his skates.




This is Sue's doll.

This is Sue's dollhouse.

Sam is old.

Sam likes the taste of milk.




Tim chops wood with his ax.

Tim cooks with his spoon.

Let's Review Irregular Vowel Combinations!

Read the sentences. Draw a line between the picture and the sentence it matches.



The pool was on top of the ground.

A boy went fishing in the pond.

It is a cold day.

Sue likes the hot sun.



The man flew his new plane.

The man drew on the wall of the cave.

The dog's paw is on its head.

This dog has no paws.

