



The Reading Place



A a

"a" and "aah"



B b

"buh"★




C c

"ck"




D d

"duh"★




E e

"e" and "eh"




F f

"fff"



G g

"guh"★




H h

"hhh"



I i

"i" and "ih"




J j

"juh"★*



K k

"ck"




L l

"lll"



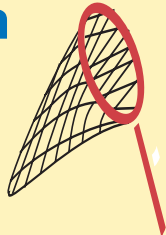
M m

"mmm"




N n

"nnn"



O o

"o" and "ahhh"



P p

"ppp"




Q q

"kwuh"★




R r

"ruh"★




S s

"sss"



T t

"ttt"



U u

"u" and "uh"



V v

"vvv"



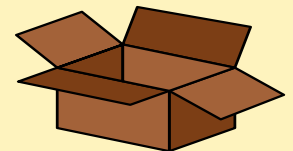
W w

"wuh"★




X x

"ks" (as in box)



Y y

"yuh"★



Z z

"zzz"★



The letters in red are the vowels.

★ The "u" is not emphasized in these sounds.

Do you know the letters of the alphabet?
Do you know the sounds of the letters?

Welcome to The Reading Place!



Come to the wise old baobab tree
And sit by its side, where the shade is free.
Our mighty green tree grew from a seed,
(You'll grow the same way as you learn to read.)
In the very beginning, some things might seem slow,
But lots of great words you will soon come to know.
Reading will make your confidence strong,
And your love for good books will be lifelong.
So, come along now; you'll soon be a reader.
(You'll quickly find out that you're also a leader.)
Come gather 'round this fine Reading Place.
Begin with a smile and a bright, happy face!
We'll make this time count (and have lots of fun, too).
Everyone here is so proud of you!
I will be here to help you and guide -
So, let's read together now - side-by-side.

~ Victoria Beck

The Reading Place



Table of Contents

Letter Identification - Upper Case	Page 5	Reading Words with Long "o"	Page 103
Letter Identification - Lower Case.....	Page 11	Reading Words with Long "u"	Page 107
The Sounds of the Letters	Page 17	Reading Consonant Blends - Group 1	Page 111
Identifying Beginning Sounds in Words.....	Page 23	Reading Consonant Blends - Group 2.....	Page 117
Blending Sounds with Short "a"	Page 29	Reading Consonant Blends - Group 3.....	Page 125
Blending Sounds with Short "e"	Page 31	Reading Consonant Blends - Group 4.....	Page 133
Blending Sounds with Short "i"	Page 33	Reading Consonant Blends - Group 5.....	Page 141
Blending Sounds with Short "o"	Page 35	Reading Consonant Blends - Group 6.....	Page 147
Blending Sounds with Short "u"	Page 37	Reading Irregular Vowel Combinations with "a"	Page 155
Reading Words with Short "a"	Page 39	Reading Irregular Vowel Combinations with "e".....	Page 161
Reading Words with Short "e"	Page 45	Reading Irregular Vowel Combinations with "i"	Page 167
Reading Words with Short "i"	Page 51	Reading Irregular Vowel Combinations with "o"	Page 171
Reading Words with Short "o"	Page 57	Reading Irregular Vowel Combinations with "u"	Page 179
Reading Words with Short "u"	Page 63	Reading Words with Vowels Controlled by "r"	Page 183
Plurals and Possessives.....	Page 69	Words Containing "ough"	Page 191
Counting the Vowels = Long or Short.....	Page 77	Clapping Syllables	Page 195
The Silent "e"	Page 83	When "y" is at the End of a Word.....	Page 201
Reading Words with Long "a"	Page 87	Hard and Soft "c"	Page 205
Reading Words with Long "e"	Page 93	Hard and Soft "g"	Page 209
Reading Words with Long "i"	Page 99	Silent "gh"	Page 213

Table of Contents (continued)

Silent "t" in "tch"	Page 217
The "Lonely" Vowel at the End of a Syllable.....	Page 221
Reading Prefixes and Beginnings of Words - 1.....	Page 225
Reading Prefixes and Beginnings of Words - 2.....	Page 231
Reading Prefixes and Beginnings of Words - 3.....	Page 237
Reading Suffixes and Endings of Words - 1.....	Page 243
Reading Suffixes and Endings of Words - 2.....	Page 249
Reading Suffixes and Endings of Words - 3.....	Page 255
Beyond the Basics with Plurals.....	Page 261
More About Prefixes.....	Page 265
More About Suffixes.....	Page 267
Compound Words.....	Page 269
Homophones.....	Page 271
The Newbery Medal Award Books.....	Page 273
The Caldecott Medal Award Books.....	Page 277
The Coretta Scott King Award Books.....	Page 281
The Young Readers Choice Award Books.....	Page 285
The Edgar Juvenile Awards.....	Page 289
Other Recommended Books and Authors.....	Page 293
Continuing the Reading Journey.....	Page 299

Letter Identification - Upper Case



For Use with Reading Expedition

1

The Tour Guide says...



Welcome to this sunny spot,
Where friends all meet to learn a lot.
The alphabet is first in line.
Relax and smile; you'll do fine!

Can you sing "The Alphabet Song"? Listen to it and watch the video provided in this lesson.

Let's Get to Know the Alphabet

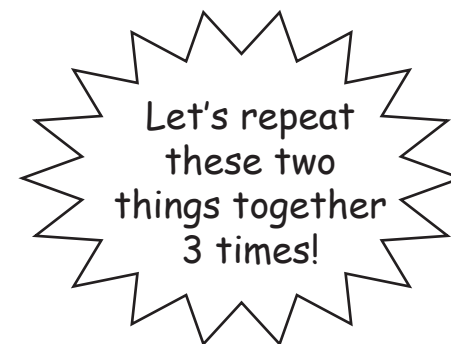
(Upper Case Letters)

Do you know the letters of the alphabet?

Can you sing "The Alphabet Song"?

Here are two things you need to remember:

1. There are 26 letters in the alphabet.
2. There are two ways to write each letter of the alphabet.



We are going to learn the first way each letter can be written. These are the upper case letters. They are also called "big" or "capital" letters. Together, let's say each of them slowly.

A B C D E F G H I J K L M

N O P Q R S T U V W X Y Z

The letters of the alphabet are not always in the same order. They are also not always all together. We need to learn to recognize the letters even when they appear in different ways. See if you can name each of the upper case letters below.

I'll point to them.

B E H K L M O Q T
V W Y Z A F C G I
D J N P R S U X Y

Okay, now let's point to the letters above in all different orders and see how fast you can name them!
Can you remember another name for upper case letters? Capital letters!

Sometimes, these letters can appear in a straight line, up and down, like this. Name these letters out loud from top to bottom in each list.

V	A	Z	F	L	Z	U	C
F	C	M	O	B	R	M	N
G	D	O	J	Y	W	L	W
N	M	P	W	A	I	H	A
P	P	Q	V	S	D	Q	K
H	R	S	I	R	E	D	S
T	Y	T	X	J	O	X	F

Now, try each list from the bottom up!

The letters you are learning to read have been printed in the same way you will learn to form them when you learn to write.

You might notice, however, that books often are printed with letters that look a little different than the ones you are learning. Just as people can look a little different, the way letters are printed in books, magazines and newspaper can look different, too. Don't worry about that. The styles in which letters are typed out are called "fonts". Don't be confused by them. The letters are still all the same. They just may look a little fancier. Here are a few examples. Let's point to some of these letters and see if you still can recognize them.

A B C D E F G H I J K L M N O P Q R S T U V W X Y Z

A B C D E F G H I J K L M N O P Q R S T U V W X Y Z

A B C D E F G H I J K L M N O P Q R S T U V W X Y Z

A B C D E F G H I J K L M N O P Q R S T U V W X Y Z

A B C D E F G H I J K L M N O P Q R S T U V W X Y Z

A B C D E F G H I J K L M N O P Q R S T U V W X Y Z



The Tour Guide says...
draw a picture of yourself.